

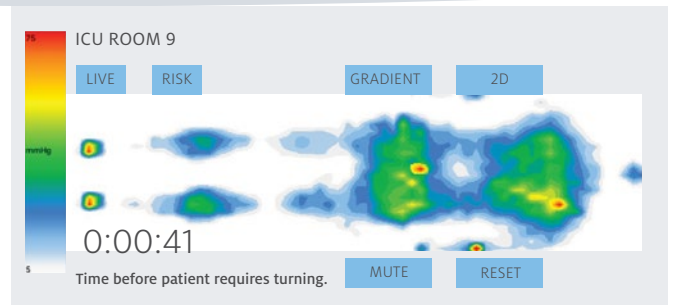
BodiTrak[®] World's Only Smart Surface

BodiTrak is designed to address two major risks that your facility faces every day—pressure injuries and patient falls. The system has an easy-to-use interface and clinical flexibility that allows it to be integrated into your unique care setting.

- PREVENT TRAUMA
- ENHANCE CARE
- REDUCE RISK

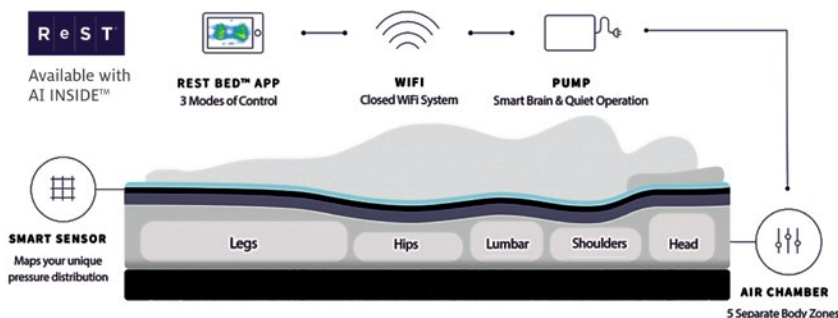
True Sense-and-Respond, Smart Support Surface

- Senses changes in patient position and responds automatically to redistribute pressure to reduce high-focused pressure points
- Smart AI Inside controller managing the bed and connecting to the care environment
- Patented stretch pressure-sensing fabric, which preserves the immersion properties of the support surface
- Easy-to-understand pressure display and customizable user interface
- Wide range of performance and display choices
- HIPAA and HL7 compliant for integration into EHR



Pressure Visualization Provides Actionable Clinical Data

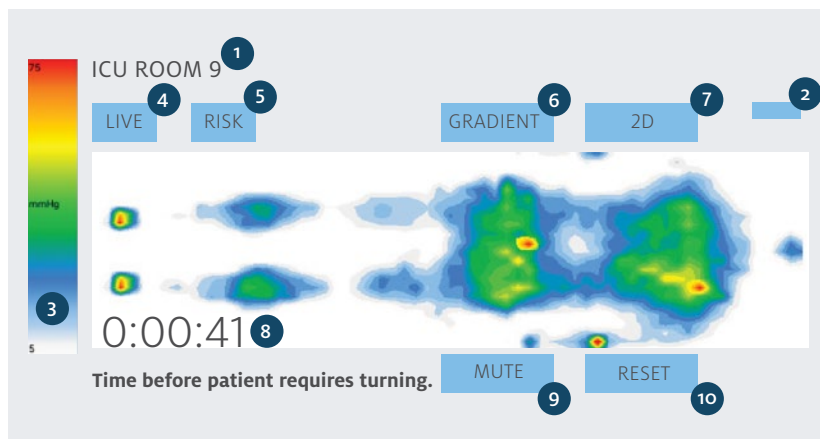
- Quick, flexible and easy—real-time pressure monitoring can take the guesswork out of wound prevention
- Identify areas of high risk by monitoring risk based on the Reswick Rogers curve
- Customizable Time-to-Turn indicator with alarm and/or text message reminders
- Smart bed exit technology monitors patient movements and informs staff of potential fall risks



BodiTrak[®] Smart Monitoring System

THE NEW GENERATION OF PRESSURE MAPPING TECHNOLOGY

Using the BodiTrak App



Smart Fabric stretch sensors with alternating knit conductive and nonconductive columns, with conductive layer in between

1 Room number: this is a safe guard that identifies which data port the system is currently using. The data port is where all system data is kept and it transmits a wireless signal to the tablet.

2 Settings: this is where you enter patient specific data and adjust the alarm volume and sensitivity. This is also where you will select the data port, adjust bed exit settings and log out of the system.

3 Pressure scale: preset to your facility protocol during set-up. Warmer colors such as red, orange and yellow represent higher pressures and cooler colors such as white, blue and green indicate lower pressures.

4 Live pressure mapping view: provides continuous, real-time pressure monitoring that can allow you to quickly identify areas of high risk and ensure proper off-loading and repositioning.

5 Risk: quickly helps caregivers understand where the patient's skin may be most at risk to pressure injuries.

6 Gradient: indicates potential tissue trauma due to shear forces.

7 2D or 3D: this is where you select the view. 2D is default.

8 Turning Timer: tracks the time until the patient needs to be turned. When it is time to turn the patient an audible alarm will sound and/or text message is sent.

9 Mute: mutes the alarm.

10 Reset: resets the time until the next turn.

Specifications

Specification	Mattress Cover
Size	36" x 80", 36" x 84"
Sensing Area	Varies by Model
Sensing Cells	1" Square
Weight Capacity	5 to 550 lbs.
Cover Warranty	2 Years
Tablet Warranty	Per Manufacturer

Specification	Mattress Cover
Adjustable Alarms and Settings	Turn Timer, Alarm Volume, Exit, Risk, and Gradient
Smart Fabric Sensor Material	Lyca Stretch
Latex Free	Yes
Connectivity	Wireless, USB Compatible
HIPAA and HL7 Compliant	Yes
CE and ISO 13485 Certified	Yes

PATIENTECH/VISTA MEDICAL, LTD. PRODUCTS

PatientTech/Vista Medical, Ltd. products including, but not limited to, BodiTrak Sensors are covered by patents, including but not limited to: US Patent Numbers: 7,201,063; 6,543,299; 8,161,826; 8,904,876; 8,661,915; 8,966,997; 8,800,386; 8,533,879; 9,642,470; 8,875,331. Other patents pending.

Vista Medical, LTD
A PatientTech Company
Winnipeg, MB Canada
800.822.3553
204.949.7678
www.boditrak.com
info@vista-medical.com

For further information about BodiTrak systems, please call 800.822.3553 or visit www.boditrak.com

