



COBI REHAB[®]
The Positioning Company

USER MANUAL

Bariatric Stand Tall Walker

Strong and functional walker developed for the bariatric user.

Stand Tall Walker is intended for users weighing up to 325 kg.



Scan or click the QR code and find the product on the Danish AssistData.



Cobi Rehab and Cobi Rehab's suppliers comply with UN conventions on child and forced labor and ILO 029, C132 and C182.

Table of content

1. Safety	3
2. Symbols	4
4. Use	5
3. General	5
5. Settings	5
6. Long-term storage.....	6
7. Cleaning and maintenance	6
8. Disposal.....	6
9. Warranty	7
10. Specifications	8
11. Ordering.....	8


1. Safety



WARNING

Do not use the Stand Tall Walker without prior thorough instructions by trained staff or by persons who have received instructions in the use of the walker. Improper operation may cause injury to the user.

If the Stand Tall Walker is used by persons weighing more than the maximum user weight, the risk of damaging the Stand Tall Walker increases.

Carefully study these instructions before using the Stand Tall Walker. Pay attention to Safety Instructions indicated by a warning triangle .

Cobi Rehab accepts no responsibility for damage caused to the product nor for personal injury caused by improper installation, assembly or use of the Stand Tall Walker.

Contact Cobi Rehab immediately in case of damaged or missing parts. Never use your own spare parts.



SAFETY INSTRUCTIONS

Using Stand Tall Walker for persons weighing more than 325 kg may cause the Stand Tall Walker to tip or sustain damage.

Stand Tall Walker should be used on a level, hard surface with a maximum slope of 3.5 degrees. Using the Stand Tall Walker on a surface with a greater slope increases the risk of tipping.

When using the Stand Tall Walker for support, the brakes must be locked when the user gets up/sits down.










The brakes can be difficult to activate for users with limited finger power.












Failure to inspect the bolts may cause malfunction.

Always remember to disinfect Stand Tall Walker when transferred to a new user. This is done to avoid cross-contamination and infections.

Lack of maintenance can damage the product, shorten the life, or affect the performance of the Stand Tall Walker.

2. Symbols

The following symbols are used in this user manual and/or on the product label.	
	Caution!
	Declaration of conformity, Medical Device Regulation, EU 2017/745
	Cobi Catalogue number
	Serial number
	Date of manufacture
	Manufacturer
	Medical device
	Body weight
	Consult instructions for use
CE-Label on the product is located on the frame. See example of label below.	

	Cobi Rehab ApS Fuglebækvej 1D DK-2770 Kastrup Tel.: +45 70252522			
	XXL-Rehab Stand Tall 0180-076-000			325 KG
	0045418		MADE IN TAIWAN	
	2020			

3. General

This user manual contains important information about the use of Stand Tall Walker and the target group for the walker. It also includes a wide range of specifications on Stand Tall Walker.

The most recent version of this user guide can be found on our website. Check if the version you are reading now is the most recent.

If you need a user manual that is written in a larger font size, the guide is available in PDF format at cobirehab.com, which can be scaled up to the required font size.

You can always contact Cobi Rehab on + 45 7025 2522 or cobi@cobi.dk if you want more information about Stand Tall Walker.

Cobi Rehab reserves the right to change the product specifications without providing prior notice.

The UDI number of the walker appears on the label, which is located on the side of the frame.

Product safety notices and product recalls can be viewed on the website.

<https://www.cobirehab.com/kunde-hos-cobi/vigtig-produktinformation/>

4. Use

The Bariatric Stand Tall Walker is equipped with four horizontal, through-going bolts (two on each side) for height adjustment of the underarm padding. The bolts are locked with hand nuts.

Stand Tall Walker is used in hospitals and care centers where it provides support and safety while walking for users up to 325 kg. Stand Tall Walker is only suited for indoor use.

⚠ Using Stand Tall Walker for persons weighing more than 325 kg may cause the Stand Tall Walker to tip or sustain damage.

⚠ Stand Tall Walker should be used on a level, hard surface with a maximum slope of 3.5 degrees. Using the Stand Tall Walker on a surface with a greater slope increases the risk of tipping.

5. Settings

The height of the Stand Tall Walker underarm padding is adjusted as follows:

- Screw off the hand nuts
- Pull the two horizontal bolts out of the frame set the underarm padding at the desired position
- Push the bolts through the frame
- Screw on the hand nuts to secure the bolts.

Do not use the Stand Tall Walker until the hand nuts have been screwed tightly onto the bolts, as the underarm padding may otherwise loosen.

Please ensure that the curved heads of the bolts abut closely against the frame, as the hand nuts can otherwise not be tightened correctly.

Inspect and service the brakes every six months.

It is possible to mount an IV holder (or a urine-bag) on the Stand Tall Walker. The IV pole attachment has a length of 101 cm and is attached to the outside of the walking frame holder.

The attachment of the IV pole increases the width of the Stand Tall Walker by max. 16 cm. The IV holder may only be mounted onto the Stand Tall Walker by authorized staff.

Always, consult a therapist before assigning a Stand Tall Walker to a user.

Contraindications

The user of Stand Tall Walker must have physical and cognitive resources to operate the walker in a safe manner.

The hand nuts must face forward on the Stand Tall Walker to avoid injury to the user.

During use

Lock the brakes by bringing the locking bracket over the brake handles, while keeping the Stand Tall Walker braked.

⚠ When using the Stand Tall Walker for support, the brakes must be locked when the user gets up/sits down.

⚠ The brakes can be difficult to activate for users with limited finger power.

6. Long-term storage

Stand Tall Walker should be stored at temperatures between -10°- 50°C.

7. Cleaning and maintenance

Stand Tall Walker can be cleaned with water and ordinary detergent.

Disinfection

Stand Tall Walker can be disinfected with ethanol 70-85% or a chlorine product 1000-1200 ppm.

⚠ Always remember to disinfect Stand Tall Walker when transferred to a new user. This is done to avoid cross-contamination and infections.

Local cleaning and disinfection procedures must always be followed.

Bolts and lock nuts must be inspected and retightened regularly if necessary.

⚠ Failure to inspect the bolts may cause malfunction.

8. Disposal

Products that can no longer be used are to be disposed of in a sustainable way.

Please contact the relevant authorities for information on proper disposal.

Recycling

Parts of Stand Tall Walker can be reused. Contact Cobi Rehab for more information.

9. Warranty

When delivered, the Stand Tall Walker is free from defects. Should there, contrary to all inspections, be any defects or damage to the Stand Tall Walker, please contact Cobi Rehab immediately.

The Stand Tall Walker is covered by a 1-year warranty from the date of purchase. The invoice serves as warranty certificate.

The warranty does not apply to:

- products whose serial number, batch number etc. have been removed or considerably damaged
- products that have been repaired by unauthorized staff


- normal wear and tear, for example cleaning, adjustment, lubrication and update of equipment or parts.

The warranty is void if Cobi Rehab assesses that the Stand Tall Walker has been used for purposes other than its intended use, for example, if its weight capacity is exceeded.

In case of incorrect use, both service and spare parts will be invoiced.

The warranty described above is the only valid warranty.

Cobi Rehab may not be held liable for damages of any kind.

 Lack of maintenance can damage the product, shorten the life, or affect the performance of the Stand Tall Walker.

9.1 Unexpected event

Report any incidents related to the use of Stand Tall Walker to Cobi Rehab.

9.2 After the expiry of expected service life

After the expected service life, it is important that an overall assessment of the product is made before continued use.

After the expected service life, Cobi Rehab cannot guarantee the suitability and safety of the product, as Cobi Rehab has no control over how the product is used and wear and tear.

The overall assessment of the product must be carried out by qualified professionals, and as a

minimum, consideration must be given to how the product has been used, the condition of the product and its components.

Cobi Rehab can always make such an assessment.

10. Specifications

Maximum user weight	325 kg
Total length	730 mm
Total width	800 mm
Total width (with IV-holder)	920 mm
Width between underarm support, from center to center, adjustable	590-690 mm
Turning radius	2 meters
Height, adjustable in 2.5 cm intervals	1000-1300 mm
Weight	20 kg
Massive wheel	Yes, 100 mm
Frame	Powder-lacquered chromium molybdenum steel
Underarm support	PU
ISO - classification	ISO 12 06 12 - 06
Expected product service life	7 years
Risk class	I
UDI-DI	5740000102520
Basic UDI	5740000100008NA
The surface temperature of the Stand Tall Walker can increase or decrease when exposed to external sources of heat or cold.	

11. Ordering

Model	Width cm	Height, adjustable in cm	Item number
Bariatric Stand Tall Walker	Width between underarm support, adjustable 59-69 cm Width 80 cm	Min. 100 cm Max. 130 cm	0180-076-000



COBI REHAB[®]
The Positioning Company



MANUFACTURER

Cobi Rehab
Fuglebækvej 1D
DK-2770 Kastrup
Denmark
+45 7025 2522
cobirehab.com