



COBI REHAB[®]
The Positioning Company

USER MANUAL

Bariatric Walking Frame

Strong and functional walker developed for the bariatric user.

Walking Frame is intended for users weighing up to 270 kg.



Scan or click the QR code and find the product on the Danish AssistData.



Cobi Rehab and Cobi Rehab's suppliers comply with UN conventions on child and forced labor and ILO 029, C132 and C182.

Table of content

1. Safety	3
2. Symbols	4
5. Settings	5
4. Use	5
3. General	5
6. Long-term storage.....	6
7. Cleaning and maintenance	6
8. Disposal.....	6
9. Warranty	7
10. Specifications	8
11. Ordering.....	8


1. Safety



WARNING

Do not use the Walking Frame without prior thorough instructions by trained staff or by persons who have received instructions in the use of the Walking Frame. Improper operation may cause injury to the user.

If the Walking Frame is used by persons weighing more than the maximum user weight, the risk of damaging the Walking Frame increases.

Carefully study these instructions before using the Walking Frame. Pay attention to Safety Instructions indicated by a warning triangle .

Cobi Rehab accepts no responsibility for damage caused to the product nor for personal injury caused by improper installation, assembly or use of the Walking Frame.

Contact Cobi Rehab immediately in case of damaged or missing parts. Never use your own spare parts.



SAFETY INSTRUCTIONS

Walking Frame can be damaged if used by a user weighing more than 270kg.

Walking Frame must not be used until the height adjustment clips and release mechanism buttons are fully pressed into place. The inner tube may come loose if the clip is not fitted correctly, which means that the inner tube can slide down into the outer tube.

Always make sure that all legs are the same height.

Do not use this walker in pools, showers, or other water environments, as this could result in corrosion of parts that lead to damage to the walker.

Always avoid using Walking Frame on soft, slippery, or moving surfaces, uneven paths, or stairs.










Rubber bumper must be mounted on the frame. Replace them if worn.












Clips and release mechanism buttons must be inspected and replaced if necessary.

Lack of maintenance may damage the product, shorten the life, or affect the performance of the Walking Frame.

Always remember to disinfect Walking Frame when transferred to a new user. This is done to avoid cross-contamination and infections.

2. Symbols

The following symbols are used in this user manual and/or on the product label.	
	Caution!
	Declaration of conformity, Medical Device Regulation, EU 2017/745
	Cobi Catalogue number
	Serial number
	Date of manufacture
	Manufacturer
	Medical device
	Body weight
	Consult instructions for use
CE-Label on the product is located on the frame. See example of label below.	

	Cobi Rehab ApS Fuglebækvej 1D DK-2770 Kastrup Tel.: +45 70252522			
	Walking frame XXL 0130-071-000			270 KG
	0051316		MADE IN TAIWAN	
	2020			

3. General

This user manual contains important information about the use of Walking Frame and the target group for the Walking Frame. It also includes a wide range of specifications on Walking Frame.

The most recent version of this user guide can be found on our website. Check if the version you are reading now is the most recent.

If you need a user manual that is written in a larger font size, the guide is available in PDF format at cobirehab.com, which can be scaled up to the required font size.

You can always contact Cobi Rehab on + 45 7025 2522 or cobi@cobi.dk if you want more information about Walking Frame.

Cobi Rehab reserves the right to change the product specifications without providing prior notice.

The UDI number of the walker appears on the label, which is located on the side of the frame.

Product safety notices and product recalls can be viewed on the website.

<https://www.cobirehab.com/kunde-hos-cobi/vigtig-produktinformation/>

4. Use

Walking Frame is intended to provide support, stability and safety while walking indoors for a user weighing up to 270 kg.

⚠ Walking Frame can tip or sustain damage if used by a user weighing more than 270 kg.

⚠ Do not use the walker in pools, showers, or other water environments, as this could result in corrosion of parts leading to damages on the walker.

⚠ Always avoid using Walking Frame on soft, slippery, or moving surfaces, uneven paths, or stairs.

Always, consult a therapist before assigning a Walking Frame to a user.

Contraindications

The user of Walking Frame must have physical and cognitive resources to operate the walker in a safe manner.

5. Settings

Walking Frame is a foldable walking aid, available in two widths, either with ferrules or with two massive wheels in front. With two wheels in front the Walking Frame is easy to walk and roll across the floor.

The two rear legs ensure that Walking Frame does not roll away if the user loses balance.

The frame is made of light metal, but the strong construction and the angled legs make it very stable.

Adjusting leg height

1. Adjust the height by pushing the clip in and pulling the inner tube.
2. Make sure all legs are the same height.
3. When desired height is reached, lock legs into place by aligning buttons into proper holes. Make sure that the clip is pressed completely into place.

How to unfold Walking Frame

1. Grasp one of the handgrips and pull it away from the centre of the walker.
2. Repeat with the other handgrip. Push the handgrips away from each other until the button release mechanism clicks into place.

How to fold Walking Frame

1. Push downward the button release mechanisms and hold.
2. While holding buttons down, grab nearest handgrip and push towards the centre of the walker. Repeat for the other handgrip.

⚠ Make sure that the surface is even for an easier walk.

⚠ Rubber ferrules must be mounted on the frame. Replace them if worn.

6. Long-term storage

Walking Frame should be stored at temperatures between -10°- 50°C.

7. Cleaning and maintenance

Walking Frame can be cleaned with water and ordinary detergent.

Disinfection

Walking Frame can be disinfected with ethanol 70-85% or a chlorine product 1000-1200 ppm.

⚠ Always remember to disinfect Walking Frame when transferred to a new user. This is done to avoid cross-contamination and infections.

Local cleaning and disinfection procedures must always be followed.

⚠ Clips and release mechanism buttons must be inspected and replaced if necessary.

⚠ Failure to inspect the clips and release mechanism buttons may cause malfunction.

8. Disposal

Products that can no longer be used are to be disposed of in a sustainable way.

Please contact the relevant authorities for information on proper disposal.

Recycling

Parts of Walking Frame can be reused. Contact Cobi Rehab for more information.



9. Warranty

When delivered, the Walking Frame is free from defects. Should there, contrary to all inspections, be any defects or damage to the Walking Frame, contrary to all inspections, please contact Cobi Rehab immediately.

The Walking Frame is covered by a 1-year warranty from the date of purchase. The invoice serves as warranty certificate.

The warranty does not apply to:

- products whose serial number, batch number etc. have been removed or considerably damaged
- products that have been repaired by unauthorized staff


- normal wear and tear, for example cleaning, adjustment, lubrication and update of equipment or parts.

The warranty is void if Cobi Rehab assesses that the Walking Frame has been used for purposes other than its intended use, for example, if its weight capacity is exceeded.

In case of incorrect use, both service and spare parts will be invoiced.

The warranty described above is the only valid warranty.

Cobi Rehab may not be held liable for damages of any kind.

 Lack of maintenance can damage the product, shorten the life, or affect the performance of the Walking Frame.

9.1 Unintended event

Report any incidents related to the use of Walking Frame to Cobi Rehab.

9.2 After the expiry of expected service life

After the expected service life, it is important that an overall assessment of the product is made before continued use.

After the expected service life, Cobi Rehab cannot guarantee the suitability and safety of the product, as Cobi Rehab has no control over how the product is used and wear and tear.

The overall assessment of the product must be carried out by qualified professionals, and as a

minimum, consideration must be given to how the product has been used, the condition of the product and its components.

Cobi Rehab can always make such an assessment.

10. Specifications

Maximum user weight	270 kg
Height adjustable in 2.5 cm intervals	760-1001 mm
Weight	3 kg
Total length	500 mm
Total width	740/840 mm
Inside width	540/640 mm
Handgrips	TPR
Material	Powder coated light metal
Foldable	Yes
Wheels	Massive
ISO - classification	ISO 12 06 03 - 06
Expected product service life	7 years
Risk class	I
UDI-DI	5740000100991/5740000101004/5740000101011/ 5740000101028
Basic UDI	5740000100002MW
The surface temperature of the Walking Frame can increase or decrease when exposed to external sources of heat or cold.	

11. Ordering

Model	Width cm	Length cm	Item number
Walking Frame without wheels	74	50	0130-071-000
Walking Frame without wheels	84	50	0130-081-000
Walking Frame with wheels	74	50	0130-074-000
Walking Frame with wheels	84	50	0130-084-000



COBI REHAB[®]
The Positioning Company



MANUFACTURER

Cobi Rehab
Fuglebækvej 1D
DK-2770 Kastrup
Denmark
+45 7025 2522
cobirehab.com