

2024

ottobock.

<p>Base Price - £2143.00</p> <p>Valid from 01.01.24 to 31.12.24 Please ensure you are using the latest order form</p>	<p>Order no.:</p> <p>-----</p>
--	--------------------------------

Dino 3

Mobility base

Article number 470G42=00000_K



<input type="checkbox"/> Provide estimate only		<input type="checkbox"/> Order	
<input type="checkbox"/> Attachment for custom fabrication enclosed			
Billing address/customer number			
Delivery address			
Sales person		Name	
		
		Date	Signature
<p>By placing the order, you agree to comply with the instructions for use/service manuals for accessories and products of other manufacturers when combining them with an Ottobock product, in addition to the instructions for use/service manuals of the respective Ottobock products. Also you confirm to have read, understood and accepted, our general terms and conditions. In addition, you agree, upon placing an order, to conduct your own conformity assessment or approval in accordance with national requirements if and when you implement modifications or attachments that do not meet the specifications of Ottobock instructions for use/service manuals.</p>			

Standard Equipment



- Aluminium frame with folding back support and abduction
- Back angle adjustment manually using a threaded bar
- Height-adjustable push handles/push bar
- Caster wheels
- Interface adapter
- Rear wheels including drum brake for attendant 22"/24" or 12"
- For 22"/24" rear wheels, wheel camber 2.5° fixed, quick-release axles
- Seat inclination adjustment -5° to 30°
- Max. load capacity 120 kg/265 lbs






Version	
M100	<input type="checkbox"/> Dino 3 as self-propelling chair

Frame width in cm*		A	B	C	D	E
		Seat frame width	Frame width	Width between wheels (with 2.5° camber)	Overall width	Abduction width
MA 31	<input type="checkbox"/> Size 1	28	36	45	61.5	47
MA 32	<input type="checkbox"/> Size 2	32	40	49	65.5	51
MA 33	<input type="checkbox"/> Size 3	36	44	53	69.5	55

Technical modifications and printing errors reserved.

© Ottobock Dino3_647F185-EN_MASTER-16-2109 - November 2023 - v1

Seat depth in cm* (different settings are possible)											
Seat frame, standard	<input type="checkbox"/>	34.5	<input type="checkbox"/>	37	<input type="checkbox"/>	39.5	<input type="checkbox"/>	42	<input type="checkbox"/>	44.5	
Seat frame, long		<input type="checkbox"/>	39.5	<input type="checkbox"/>	42	<input type="checkbox"/>	44.5	<input type="checkbox"/>	47	<input type="checkbox"/>	49.5
* There may be variations of +/- 1 cm.											
Frame length											
MA 35	<input type="checkbox"/>	Frame, standard	£2143.00								
MA 36	<input type="checkbox"/>	Long frame (extended by 5 cm)	£2143.00								
Wheelbase											
MA 38	<input type="checkbox"/>	Standard	Inclusive								
MA 37	<input type="checkbox"/>	Reduced by 6 cm (not in combination with MZ 70)	£121.00								
MA 39	<input type="checkbox"/>	Extended by 6 cm (not in combination with MZ 70)	£121.00								
Frame accessories											
MA 51	<input type="checkbox"/>	Tip-assist, right	£58.00								
MA 52	<input type="checkbox"/>	Tip-assist, left	£58.00								
MA 55	<input type="checkbox"/>	Anti-tipper, right	£145.00								
MA 56	<input type="checkbox"/>	Anti-tipper, left	£145.00								
Caster wheels											
MF 04	<input type="checkbox"/>	5.5" soft	Inclusive								
MF 32	<input type="checkbox"/>	6" solid rubber, black	Inclusive								
MF 07	<input type="checkbox"/>	7" pneumatic	Inclusive								
Rear wheel (for self-propelling chair only)											
MG 01	<input type="checkbox"/>	22"	Inclusive								
MG 02	<input type="checkbox"/>	24"	Inclusive								
Rear wheel tyres											
MG 30	<input type="checkbox"/>	Pneumatic 1 3/8"	Inclusive								
MG 31	<input type="checkbox"/>	Schwalbe Right Run 1", puncture proof	£45.00								
MG 35	<input type="checkbox"/>	PU, 1 3/8"	Inclusive								
Wheel lock options											
MH 01	<input type="checkbox"/>	Knee lever wheel lock	£68.00								
MH 10	<input type="checkbox"/>	Lever extension for knee lever wheel lock (plug-on)	£50.00								
Back cane options											
MD 30	<input type="checkbox"/>	 Back guide for seating shell back, universal	£196.00								
Back angle adjustment											
MD 31	<input type="checkbox"/>	 Mechanical Recline via Bowden cable using release lever on push handle	£145.00								

Push handles/push bar (height-adjustable)			
MD 51	<input type="checkbox"/>	Push handles long	Inclusive
MD 61	<input type="checkbox"/>	Push bar, different settings possible with ratchet joints	£196.00
Side panels			
ME 05	<input type="checkbox"/>	Side panel with arm support, height-adjustable, depth-adjustable	£427.00
ME 08	<input type="checkbox"/>	Clothing protector for 22" and 24" wheels (to protect user from getting injured)	£229.00
Accessories			
ME 60	<input type="checkbox"/>	Tray (requires arm supports)	£257.00
Interface adapter			
MC 30	<input type="checkbox"/>	Parallel adapter	Inclusive
MC 31	<input type="checkbox"/>	Trapezoid adapter (R82 adaption possible)	Inclusive
Seating shell interface			
MC 40	<input type="checkbox"/>	Parallel adaption (only with Parallel adapter MC 30, max. load for seating solution at frame width 36 = 75kg/165 lbs, at frame width 40, 45, 50 = 100kg/220 lbs)	£178.00
MC 41	<input type="checkbox"/>	Trapezoid adaption, includes adapter fixture (only with MC 31)	£196.00
Seat option			
MC 49	<input type="checkbox"/>	Adapter for pre-tilt of the seat (+ 5°)	£105.00
Leg supports, incl. angle adjustable footplate(s), aluminum			
MB 03	<input type="checkbox"/>	 Single panel	£521.00
MB 20	<input type="checkbox"/>	 Single panel, for short lower leg length	£521.00
MB 30	<input type="checkbox"/>	 Leg support complete assembly with single foot plate for seat shell chassis, steel (Possible only in combination with Seating shell interfaces Parallel adaption or Interface adapters Trapezoid adapter/R82) (max. load for seating solution = 50 kg/110 lbs)	£410.00
MB 10	<input type="checkbox"/>	 Individual	£586.00
MB 18	<input type="checkbox"/>	 Elevating with ratchet joint, individual, abducted	£667.00
Leg supports accessories			
MB 70	<input type="checkbox"/>	Locking device for single-panel foot plates	£93.00
MB 72	<input type="checkbox"/>	Heel strap for individual foot plates (MB 10, MB 15, MB 18)	£66.00

Spoke protectors		
MG 90	<input type="checkbox"/>	Spoke protector, transparent £130.00

Frame colours		
001	<input type="checkbox"/>	Brillant silver Inclusive
002	<input type="checkbox"/>	Anthracite metallic Inclusive
003	<input type="checkbox"/>	Jet black RAL 9005 Inclusive
023	<input type="checkbox"/>	White RAL 9016 Inclusive

Other accessories		
MZ 70	<input type="checkbox"/>	Transport kit (max. load = 100 kg/220 lbs) (tested according to ISO 7176-19 & ANSI/RESNA WC/19 /) £492.00

Dimensions		
		(F) Seat tube depth
<input type="checkbox"/>		36.5 – 44 cm (different settings possible)
<input type="checkbox"/>		41.5 – 49 cm (different settings possible)
		(G) Seat tube height
<input type="checkbox"/>		12" min. 43.5 cm max. 48.5 cm
<input type="checkbox"/>		22" min. 43.5 cm max. 45.5 cm
<input type="checkbox"/>		24" min. 46 cm max. 48 cm

