

The 4000 Curved Stairlift

 **handicare**
Making everyday life easier
a division of Savaria Corporation



Better By Design

Strong and versatile twin rail system

The 4000 curved stairlift uses the very latest technology to deliver strength and stability for our smoothest ride yet.

Our twin rail system is custom built to create a perfect fit for your stairs, offering a range of automatic options tailored to your needs.

The 4000 offers the tightest bends on the market, making it an ideal choice for spiral or curved staircases and narrow hallways.




Great Outdoors

Improved UV-protected upholstery (Smart Slate) provides longevity outdoors, with a water-resistant cover (IP44 rated) for additional protection.

Best possible fit tailored to your staircase

Handicare has developed an advanced digital staircase measurement system, PhotoSurvey 4D. This ensures 100% accurate dimensions of your stairs, hallway and landing are taken quickly during a no-obligation home survey, so you can rest assured your new stairlift will fit perfectly.

Our approved Partners all use PhotoSurvey 4D, which can take as little as 10 minutes!



Make the 4000 your own

The 4000 can be tailored to suit your décor and style by choosing from our range of colour and seat options in a fabric or faux-leather finish. All our seats are designed for quality and comfort, and fold away neatly to leave plenty of room for other stair users.



Style



White Beige Red



Smart



Sand Cocoa Ruby Slate



Smart Perch



Sand Cocoa Ruby Slate



Simplicity*



Sand

Rail Colours



*Simplicity seat is supplied as standard



Easy to Use

Scan the QR-code to watch our video showing how to use the 4000



Tailored

Easily upgrade with powered options to suit your needs today and tomorrow. Choose from powered seat swivel, powered folding footrest and powered folding hinge



Compact

Folds to leave more room on the stairs when not in use. Hinged rail allows clear access on the lower level



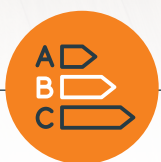
Safety

Retractable seat belt, emergency stop, and safety sensors



Capacity

Same great looks available in 136 kg / 21½ st or optional 160 kg / 25¼ st



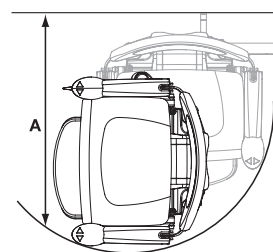
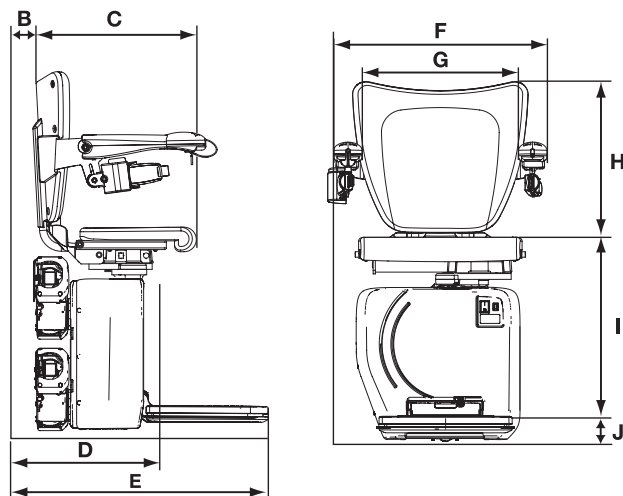
Energy Efficient

Low running costs and batteries to remain operational if there's a power cut

Handicare 4000 Style

A	Standard swivel radius With short armrest	735mm 700mm
B	Minimum wall to seat back	110mm
C	Seat depth	390mm
D	Minimum folded width to footplate	405mm
E	Minimum open width to edge of footplate To small footplate To offset footplate	695mm 635mm 655mm
F	Armrest width - external	585mm
G	Armrest width - internal	430mm
H	Seat back height Footplate rake adjustment	400mm 50mm
I	Footplate to seat height With footplate rake adjustment	470-550mm 420-500mm
J	Minimum footplate height	70mm*
	Minimum track intrusion into staircase	125mm
	Standard weight limit	136kg/21½st
	Heavy duty version	160kg/25¼st
	Speed	0.12m/sec (approx)
	Maximum staircase angle	56°

* At horizontal landings

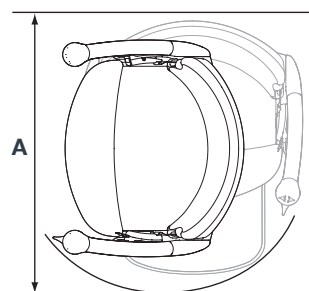
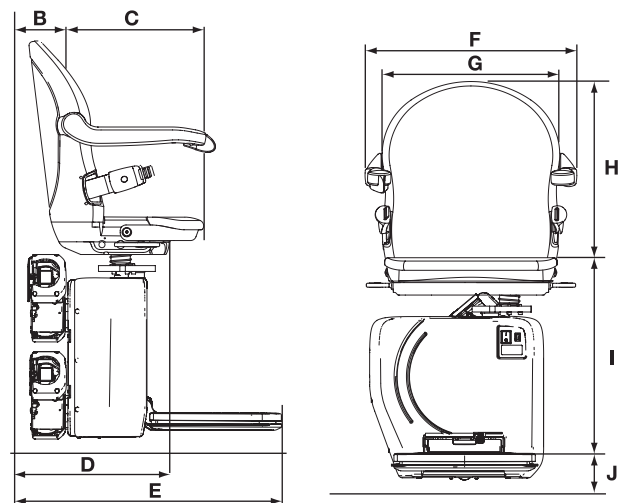


Some of the above dimensions depend on the characteristics of the staircase in the home. Please consult the sales manual for further information about these dimensions and features of this seat. All information is provided in good faith but does not constitute a guarantee. Handicare reserves the right to alter designs and specifications without prior notice.

Handicare 4000 Smart

A	Minimum swivel radius With short armrest	700-750mm -
B	Wall to inner seat back	130mm
C	Seat depth	360-425mm
D	Minimum folded width to footplate	405mm
E	Minimum open width to edge footplate To small footplate To offset footplate	695mm 635mm 655mm
F	Armrest width - external	530-630mm
G	Armrest width - internal	410-510mm
H	Seat back height Footplate rake adjustment	455mm 50mm
I	Footplate to seat height With footplate rake adjustment	490-590mm 440-540mm
J	Minimum footplate height	70mm*
	Minimum track intrusion into staircase	125mm
	Standard weight limit	136kg/21½st
	Heavy duty weight limit	160kg/25¼st
	Speed	0.12m/se
	Maximum staircase angle	56°

* At horizontal landings



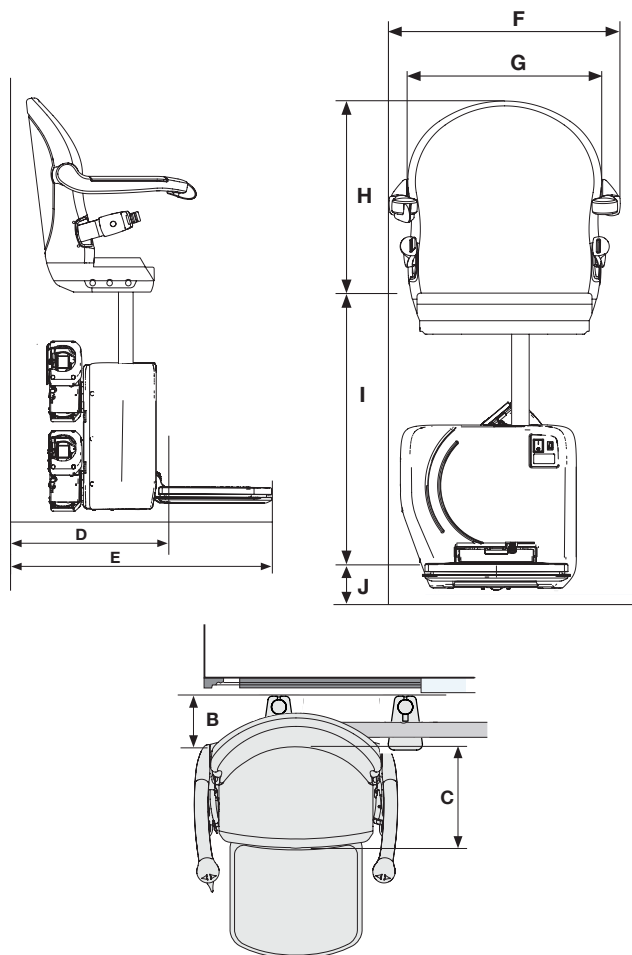
Some of the above dimensions depend on the characteristics of the staircase in the home. Please consult the sales manual for further information about these dimensions and features of this seat. All information is provided in good faith but does not constitute a guarantee. Handicare reserves the right to alter designs and specifications without prior notice.

Handicare 4000 Perch

A Minimum swivel radius With short armrest	-
B Wall to inner seat back	130mm
C Seat depth	360-425mm
D Minimum folded width to footplate	405mm
E Minimum open width to edge footplate	695mm
F Armrest width – external	530-630mm
G Armrest width – internal	410-510mm
H Seat back height Footplate rake adjustment	455mm 50mm
I Footplate to seat height	625-750mm
J Minimum footplate height	70mm*
Minimum track intrusion into staircase	125mm
Maximum weight limit	136kg/21½st
Speed	0.12m/sec
Maximum staircase angle	56°

* At horizontal landings

Some of the above dimensions depend on the characteristics of the staircase in the home. Please consult the sales manual for further information about these dimensions and features of this seat. All information is provided in good faith but does not constitute a guarantee. Handicare reserves the right to alter designs and specifications without prior notice.

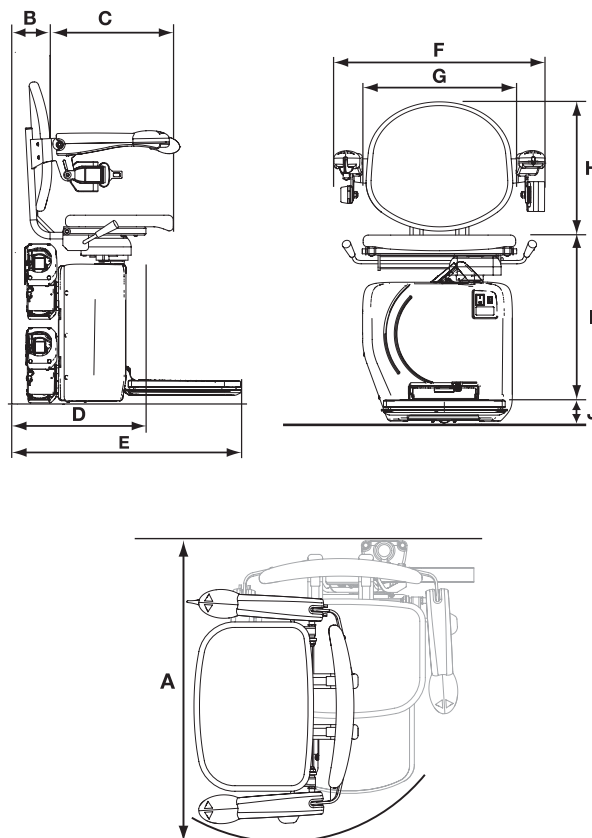


Handicare 4000 Simplicity

A Standard swivel radius With short armrest	735mm 700mm
B Minimum wall to seat back	110mm
C Seat depth	390mm
D Minimum folded width to footplate	405mm
E Minimum open width to edge of footplate To small footplate To offset footplate	695mm 635mm 655mm
F Armrest width - external	585mm
G Armrest width - internal	430mm
H Seat back height Footplate rake adjustment	400mm 50mm
I Footplate to seat height With footplate rake adjustment	470-550mm 420-500mm
J Minimum footplate height	70mm*
Minimum track intrusion into staircase	125mm
Maximum weight limit	136kg/21½st
Heavy duty version	160kg/25¼st
Speed	0.12m/sec (approx)
Maximum staircase angle	56°

* At horizontal landings

Some of the above dimensions depend on the characteristics of the staircase in the home. Please consult the sales manual for further information about these dimensions and features of this seat. All information is provided in good faith but does not constitute a guarantee. Handicare reserves the right to alter designs and specifications without prior notice.



Handicare is part of the Savaria Corporation, a global leader in accessibility focused on personal mobility in and out of the home.

We design, build and install products to make places where people live, work and play more accessible. We employ over 2,300 people worldwide who all know what they do can make a true, positive difference in people's lives. We're proud to try our best for each customer we serve, directly and through our international network of trusted partners.

With a rich history of product innovation and service excellence in the lift industry dating back more than 100 years, Handicare designs and makes straight and curved stairlifts for indoor and outdoor installations, which are sold in over 40 countries worldwide.



11

manufacturing facilities in North America, Europe and China


Sales offices in over



30

locations worldwide

The certified Handicare partner near you:



Handicare Stairlifts UK, 82 First Avenue, Pensnett Estate, Kingswinford, West Midlands DY6 7FJ

enquiries@handicare.co.uk

www.handicare-stairlifts.co.uk



www.savaria.com

EN81-40



UK
CA

