



P.O. number:	Date:	Ship to:
Company Name:	Phone:*	Name:
Purchasing contact:		Address:
Clinician/Sales rep/ATP:		City: Country:
Email:		Postcode:
Marked for:	* Required	Phone: VAT not included

MA083 English manual (STD)

MODEL				
1	WC06	Ultralight Folding Carbon Fiber Helio KIDS Wheelchair <b>Including fixed seat depth OR depth adjustable back</b> (79,4 kg - 175 lb weight capacity)		£3 250 <input type="checkbox"/>
2	WC10	E-Motion adaptor Kit (2 adaptors) - Only necessary with 6° camber		£35 <input type="checkbox"/>
<b>FREE Growth Kit within the first 5 years of the Helio KIDS wheelchair ownership</b> The growth kit includes carbon crossbraces, crossbrace links, seat sling, back upholstery, front riggings and footplates.				
SEAT WIDTH <sup>1</sup>				
3	SW12	Seat width:	30,5 (12") <input type="checkbox"/> 33,0 (13") <input type="checkbox"/> 35,6 (14") <input type="checkbox"/> 38,1 (15") <input type="checkbox"/> 40,6 (16") <input type="checkbox"/>	NC <input type="checkbox"/>

[1. Width Calculator](#)

↓ **Caution: complete only one of the following two sections** ↓

SEAT DEPTH (Available with WC-19)			
4	SD12	38,48cm/12" Seat sling - frame of 35,6 cm/14"	NC <input type="checkbox"/>
5	SD13	33,02cm/13" Seat sling - frame of 35,6 cm/14"	NC <input type="checkbox"/>
6	SD14	35,6cm/14" Seat sling - frame of 35,6 cm/14"	NC <input type="checkbox"/>
7	SD15	38,1cm/15" Seat sling - frame of 38,1cm/15"	NC <input type="checkbox"/>
8	SD16	40,6cm/16" Seat sling - frame of 40,6cm/16"	NC <input type="checkbox"/>

**ALUMINUM STRAIGHT BACK CANE**

9	BC11	Straight back cane 30,5-38,1cm (12-15")	NC <input type="checkbox"/>
8	BC11	Straight back cane 38,1-45,7cm (15-18")	NC <input type="checkbox"/>
9	BC11	Straight back cane 45,7-53,3cm (18-21") STD	NC <input type="checkbox"/>
10	BC12	Back cane 8° bend 34,29-38,1cm (13,5-15")	NC <input type="checkbox"/>
11	BC12	Back cane 8° bend 38,1-45,7cm (15-18")	NC <input type="checkbox"/>
12	BC12	Back cane 8° bend 45,7-53,3cm (18-21") STD	NC <input type="checkbox"/>

 Specify height:<sup>5</sup> measured from seat sling to top of back upholstery

**ALUMINUM ANGLE ADJUSTABLE BACK CANE**

13	BC13	Straight back cane 38,1-45,7cm (15-18")	NC <input type="checkbox"/>
14	BC13	Straight back cane 45,7-53,3cm (18-21") STD	NC <input type="checkbox"/>
15	BC14	Back cane 8° bend 38,1-45,7cm (15-18")	NC <input type="checkbox"/>
16	BC14	Back cane 8° bend 45,7-53,3cm (18-21") STD	NC <input type="checkbox"/>
17	Select angle for the back cane:		85° <input type="checkbox"/> 90° <input type="checkbox"/> 95° STD <input type="checkbox"/> 100° <input type="checkbox"/> 105° <input type="checkbox"/> 110° <input type="checkbox"/>

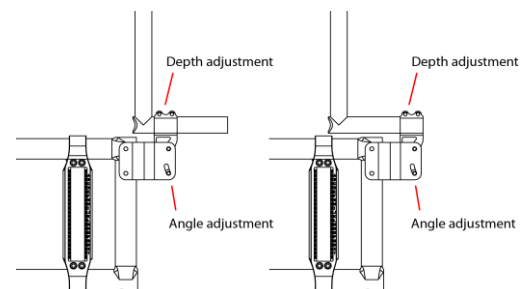
 Specify height :<sup>5</sup>

5- If not indicated, default height setting is at the lowest position

SEAT DEPTH- Depth and angle adustable (Not available with WC-19) <sup>3</sup>			
18	SD14	30,5 - 38,1 cm (12-15") (35,6/14" seat sling/frame)	NC <input type="checkbox"/>
19	SD15	33 - 40,6 cm (13-16") (38,1/15" seat sling/frame)	NC <input type="checkbox"/>
20	SD16	35,6 - 43,8 cm (14-17") (40,6/16" seat sling/frame)	NC <input type="checkbox"/>
21	SD17	38,1 - 45,7 cm (15-18") (43,8/17" seat sling/frame)	NC <input type="checkbox"/>
22	SD18	40,6 - 48,3 cm (16-19") (45,7/18" seat sling/frame)	NC <input type="checkbox"/>

3 - Maximum weight of 175 lb with a depth adjustable backrest

4 - If not indicated, the depth will be equal to the seat sling


**DEPTH AND ANGLE ADJUSTABLE BACK CANE ALUMINUM**

23	BC15	Straight back cane 22,9-30,5cm (9-12")	NC <input type="checkbox"/>
24	BC15	Straight back cane 30,5-38,1cm (12-15")	NC <input type="checkbox"/>
25	BC15	Straight back cane 38,1-45,7cm (15-18")	NC <input type="checkbox"/>
26	BC15	Straight back cane 45,7-53,3cm (18-21") STD	NC <input type="checkbox"/>
27	BC16	Back cane 8° bend 30,5-38,1cm (12-15")	NC <input type="checkbox"/>
28	BC16	Back cane 8° bend 38,1-45,7cm (15-18")	NC <input type="checkbox"/>
29	BC16	Back cane 8° bend 45,7-53,3cm (18-21") STD	NC <input type="checkbox"/>
30	Select angle for the back cane:		90° <input type="checkbox"/> 95° STD <input type="checkbox"/> 100° <input type="checkbox"/> 105° <input type="checkbox"/>

 Specify height :<sup>5</sup>

## Helio Kids FRONT Seat-to-floor Height - Please select your choice

Forks / Position		7,62cm (3") caster			10,16cm (4") caster			12,7cm (5") caster			15,24cm (6") caster			17,78cm (7") caster			20,32cm (8") caster			
		Stem bolt Length			Stem bolt Length			Stem bolt Length			Stem bolt Length			Stem bolt Length			Stem bolt Length			
		STD	+ 2,54 cm 1"	+ 5,08cm 2"	STD	+ 2,54 cm 1"	+ 5,08cm 2"	STD	+ 2,54 cm 1"	+ 5,08cm 2"	STD	+ 2,54 cm 1"	+ 5,08cm 2"	STD	+ 2,54 cm 1"	+ 5,08cm 2"	STD	+ 2,54 cm 1"	+ 5,08cm 2"	
4" 10,2 cm	P1	33cm / 13"	35,6cm / 14"	38,1cm / 15"	34,3cm / 13,5"	36,8cm / 14,5"	39,4cm / 15,5"													
	P2	34,3cm / 13,5"	36,8cm / 14,5"	39,4cm / 15,5"	35,6cm / 14"	38,1cm / 15"	40,6cm / 16"	36,8cm / 14,5"	39,4cm / 15,5"	41,9cm / 16,5"										
5" 12,7 cm	P1																			
	P2				35,6cm / 14"	38,1cm / 15"	40,6cm / 16"	36,8cm / 14,5"	39,4cm / 15,5"	41,9cm / 16,5"										
	P3	35,6cm / 14"	38,1cm / 15"	40,6cm / 16"	36,8cm / 14,5"	39,4cm / 15,5"	41,9cm / 16,5"	38,1cm / 15"	40,6cm / 16"	43,2cm / 17"	39,4cm / 15,5"	41,9cm / 16,5"	44,5cm / 17,5"							
	P4	36,8cm / 14,5"	39,4cm / 15,5"	41,9cm / 16,5"	38,1cm / 15"	40,6cm / 16"	43,2cm / 17"	39,4cm / 15,5"	41,9cm / 16,5"	44,5cm / 17,5"	40,6cm / 16"	43,2cm / 17"	45,7cm / 18"	41,9cm / 16,5"	44,5cm / 17,5"	47cm / 18,5"				
7" 17,8 cm	P1									41,9cm / 16,5"	44,5cm / 17,5"	47cm / 18,5"	43,2cm / 17"	45,7cm / 18"	48,3cm / 19"	44,5cm / 17,5"	47cm / 18,5"	49,5cm / 19,5"		
	P2								41,9cm / 16,5"	44,5cm / 17,5"	47cm / 18,5"	43,2cm / 17"	45,7cm / 18"	48,3cm / 19"	44,5cm / 17,5"	47cm / 18,5"	49,5cm / 19,5"			
	P3								43,2cm / 17"	45,7cm / 18"	48,3cm / 19"	44,5cm / 17,5"	47cm / 18,5"	49,5cm / 19,5"	45,7cm / 18"	48,3cm / 19"	50,8cm / 20"	47cm / 18,5"	49,5cm / 19,5"	52,1cm / 20,5"
	P4	41,9cm / 16,5"	44,5cm / 17,5"	47cm / 18,5"	43,2cm / 17"	45,7cm / 18"	48,3cm / 19"	44,5cm / 17,5"	47cm / 18,5"	49,5cm / 19,5"	45,7cm / 18"	48,3cm / 19"	50,8cm / 20"	47cm / 18,5"	49,5cm / 19,5"	52,1cm / 20,5"	48,3cm / 19"	50,8cm / 20"	53,3cm / 21"	
	P5	43,2cm / 17"	45,7cm / 18"	48,3cm / 19"	44,5cm / 17,5"	47cm / 18,5"	49,5cm / 19,5"	45,7cm / 18"	48,3cm / 19"	50,8cm / 20"	47cm / 18,5"	49,5cm / 19,5"	52,1cm / 20,5"	48,3cm / 19"	50,8cm / 20"	53,3cm / 21"	49,5cm / 19,5"	52,1cm / 20,5"	54,6cm / 21,5"	

Height available + - 0,65cm (1/4") (see stem bolt and fork combination at the end of the order form)

CASTERS										
31	CA01	Composite wheel w/ PU tire (1" width)	3" <input type="checkbox"/>	4" <input type="checkbox"/>	5" <input type="checkbox"/>	6" <input type="checkbox"/>	7" <input type="checkbox"/>	8" <input type="checkbox"/>		NC <input type="checkbox"/>
32	CA10	Pneumatic casters 6" x 1 1/4"								£140 <input type="checkbox"/>
33	CA11	Pneumatic casters 8" x 1 1/4"								£140 <input type="checkbox"/>
34	CA14	Newton UltraCaster Soft-Roll Composite	4" x 1 1/2"							£70 <input type="checkbox"/>
35	CA15		5" x 1 1/2"							£70 <input type="checkbox"/>
36	CA16		6" x 1 1/2"							£70 <input type="checkbox"/>
37	CA17		4" x 1 1/2"							£120 <input type="checkbox"/>
38	CA18		Newton UltraCaster Soft-Roll Aluminum	5" x 1 1/2"						
39	CA19	6" x 1 1/2"							£130 <input type="checkbox"/>	
CASTER OPTIONS										
40	CA12	Caster Pin Locks (Available with +1" or +2" Stem bolt ONLY) <sup>1</sup>								£250 <input type="checkbox"/>
41	CA13	Carbon fiber Frog Legs suspension forks (Not available with caster pin locks)								£395 <input type="checkbox"/>

1- Not available with WC-19

### KIDS REAR Seat-to-floor Height

WHEEL SIZES	Height available	
20" (451) wheel <input type="checkbox"/>	31,8cm / 12,5" to 43,8cm / 17,25"	Specify desired height: <hr style="width: 80%; margin: 0 auto;"/>
22" (501) wheel <input type="checkbox"/>	34,3cm / 13,5" to 46,4cm / 18,25"	
24" (540) wheel <input type="checkbox"/>	36,8cm / 14,5" to 48,9cm / 19,25"	

Note: Tire size, center of gravity setting and seat slope may result in a variation of +/- 1cm" of selected seat to floor height"

Footrest										
SWING-IN/SWING-OUT FOOTREST										
42	FR03	60° Swing-in/swing-out	34,3 - 43,2cm/13,5-17" <input type="checkbox"/> 36,8 - 49,5cm/14,5-19,5" <input type="checkbox"/> 39,4 - 52cm/15,5-20,5" <input type="checkbox"/>						Set at:*	NC <input type="checkbox"/>
43	FR04	70° Swing-in/swing-out	34,3 - 43,2cm/13,5-17" <input type="checkbox"/> 36,8 - 49,5cm/14,5-19,5" <input type="checkbox"/> 39,4 - 52cm/15,5-20,5" <input type="checkbox"/>						Set at:*	NC <input type="checkbox"/>
44	FR15	80° Swing-in/swing-out	34,3 - 40,6cm/13,5-16" <input type="checkbox"/> 36,8 - 49,5cm/14,5-19,5" <input type="checkbox"/> 39,4 - 52cm/15,5-20,5" <input type="checkbox"/>						Set at:*	NC <input type="checkbox"/>
45	FR06	90° swing-in/swing-out with front mount - Standard (no extension) <sup>1</sup>	19 - 28cm (7.5 - 11")						Set at: *	NC <input type="checkbox"/>
46	FR07	90° swing-in/swing-out with front mount - Short extension 2" <sup>1,2</sup>	24 - 33cm (9.5 - 13")						Set at: *	NC <input type="checkbox"/>
47	FR08	90° swing-in/swing-out with front mount - Medium extension 4" <sup>1,2</sup>	24 - 36,8cm (9.5 - 14.5")						Set at: *	NC <input type="checkbox"/>
FOOTREST OPTIONS										
48	FR09	High mount (footplate attached to the hanger with clamps) <sup>3</sup>	12,7 - 34,3cm/5-13,5" <input type="checkbox"/>						Set at: *	£66 <input type="checkbox"/>
49	FR10	Elevating legrest with calf pad, 35,5 to 55,88 cm (14"-22") length adjustable <sup>4</sup>	Left <input type="checkbox"/>	Right <input type="checkbox"/>				Set at: *	Pair ELR £400 <input type="checkbox"/>	£200 <input type="checkbox"/>
50	FR99	Omit Footrest								NC <input type="checkbox"/>

1 - Available only with two pieces adjustable footplates

2 - May interfere with front casters

3 - Not available with front mount

\* +/- 1/2" (1,2 cm)

4 - The elevating legrest replace the footrest side selected

FOOTPLATES						
51	FP01	Standard - Composite			STD	<input type="checkbox"/>
52	FP02	Newton adjustable angle - Composite			£180	<input type="checkbox"/>
53	FP03	Newton adjustable angle - Aluminum <sup>1</sup>			£200	<input type="checkbox"/>
54	FP04	Newton adjustable angle - Carbon fiber <i>(with rubber inserts)</i>			£365	<input type="checkbox"/>
55	FP05	Newton adjustable angle extra deep - Aluminum			£200	<input type="checkbox"/>
56	FP06	One piece adjustable angle flip-up - Aluminum <i>(Not available with 90° Front Mount)</i>			£166	<input type="checkbox"/>
57	FP07	One piece adjustable angle flip-up - Carbon fiber <i>(Not available with 90° Front Mount)</i>			£380	<input type="checkbox"/>

FOOTPLATE ACCESSORIES						
58	FP08	Length adjustable heel loop <i>(not available with one piece footplate)</i>			£35	<input type="checkbox"/>
59	FP09	Calf strap			£30	<input type="checkbox"/>
60	FP30	Bodypoint Aeromesh Padded calf strap			£95	<input type="checkbox"/>

1 - The Newton adjustable angle (Aluminum) is the only available option with a 12 and 13" wide frame

SWING AWAY RESIDUAL LIMB SUPPORT						
61	FR27	Residual limb support - flat 15,24x20,32cm (6"x8")	Left <input type="checkbox"/>	Right <input type="checkbox"/>	Pair ELR £710	£355 <input type="checkbox"/>
62	FR28	Residual limb support - flat 20,32x24,4cm (8"x10")	Left <input type="checkbox"/>	Right <input type="checkbox"/>	Pair ELR £710	£355 <input type="checkbox"/>
63	FR29	Residual limb support - flat 25,4x25,4cm (10"x10")	Left <input type="checkbox"/>	Right <input type="checkbox"/>	Pair ELR £710	£355 <input type="checkbox"/>
64	FR30	Residual limb support - flat 25,4x35,56cm (10"x14")	Left <input type="checkbox"/>	Right <input type="checkbox"/>	Pair ELR £710	£355 <input type="checkbox"/>
65	FR32	Residual limb support - contour 15,24x20,32cm (6"x8")	Left <input type="checkbox"/>	Right <input type="checkbox"/>	Pair ELR £710	£355 <input type="checkbox"/>
66	FR33	Residual limb support - contour 20,32x24,4cm (8"x10")	Left <input type="checkbox"/>	Right <input type="checkbox"/>	Pair ELR £710	£355 <input type="checkbox"/>

PUSH HANDLE OPTIONS						
67	PH01	Push handles			STD	<input type="checkbox"/>
68	PH05	Fold down push handles <sup>2</sup>			£120	<input type="checkbox"/>
69	PH06	clamp on height adjustable push handle <sup>2,3</sup>	22,9 -50,8 cm/9-20" STD <input type="checkbox"/>	22,9 - 58,4 cm/ 9-23" <input type="checkbox"/>	£260	<input type="checkbox"/>
70	PH02	Omit push handles			NC	<input type="checkbox"/>

1 - If not indicated, default height setting is at the lowest position

2 - Not compatible with stroller handle, stabilizer bar, headrest and attendant lock

3 - Not compatible with depth adjustable back, 8° bend back canes and amputee axle plates

STROLLER HANDLE AND STABILIZER BAR <sup>3</sup> <i>(only available with push handle)</i>						
71	PH04	Stroller handle			£140	<input type="checkbox"/>
72	PH03	Newton folding stabilizer bar			£220	<input type="checkbox"/>

3 - Stroller handle and stabilizer bar can't be combined

BACK UPHOLSTERY						
73	BH07	Slip-on Active-Mesh back upholstery			NC	<input type="checkbox"/>
74	BH08	Adjustable tension Active-Mesh back upholstery			£145	<input type="checkbox"/>
75	BH99	Omit Back upholstery			STD	<input type="checkbox"/>

SEAT CUSHION						
76	SC01	5,1 cm (2") Cushion			£145	<input type="checkbox"/>
77	SC02	7,6 cm (3") Cushion			£162	<input type="checkbox"/>
78	SC99	Omit Cushion			STD	<input type="checkbox"/>

## Rear wheels

ONE ARM DRIVE <sup>1</sup> Only available with Newton One rear wheels with Aluminum, Plastic coated Handrims											
79	HR22	One arm drive <sup>2,3</sup>	24"	left <input type="checkbox"/>	right <input type="checkbox"/>				£1 200	<input type="checkbox"/>	
80	HR98	Omit handrim on opposite side of the One Arm Drive (OAD)								NC	<input type="checkbox"/>
REAR WHEELS											
81	RW01	Mag <sup>4</sup>	20" <input type="checkbox"/>	22" <input type="checkbox"/>	24" <input type="checkbox"/>				£45	<input type="checkbox"/>	
82	RW02	Newton One - spoke wheel <sup>5</sup>	20" <input type="checkbox"/>	22" <input type="checkbox"/>	24" <input type="checkbox"/>				NC	<input type="checkbox"/>	
83	RW03	Newton Gravity - ultralight wheel	20" <input type="checkbox"/>	22" <input type="checkbox"/>	24" <input type="checkbox"/>				£275	<input type="checkbox"/>	
84	RW04	Spinergy Spox		22" <input type="checkbox"/>	24" <input type="checkbox"/>				£600	<input type="checkbox"/>	
85		Spinergy Spox spokes colors <sup>6</sup>	<b>Blk STD</b> <input type="checkbox"/>	Wht <input type="checkbox"/>	Blue <input type="checkbox"/>	Red <input type="checkbox"/>	Yel <input type="checkbox"/>		NC	<input type="checkbox"/>	
86	RW05	Spinergy LX		22" <input type="checkbox"/>	24" <input type="checkbox"/>				£800	<input type="checkbox"/>	
87		Spinergy LX spokes colors <sup>6</sup>	<b>Blk STD</b> <input type="checkbox"/>	Pur <input type="checkbox"/>	Wht <input type="checkbox"/>	Blue <input type="checkbox"/>	Red <input type="checkbox"/>	Yel <input type="checkbox"/>	Pink <input type="checkbox"/>	Grn <input type="checkbox"/>	Org <input type="checkbox"/>
88	RW07	Spinergy CLX Carbon Blade						24" <input type="checkbox"/>	£1 200	<input type="checkbox"/>	
89		Spinergy CLX spokes colors <sup>6</sup>	<b>Blk STD</b> <input type="checkbox"/>	Pur <input type="checkbox"/>	Wht <input type="checkbox"/>	Blue <input type="checkbox"/>	Red <input type="checkbox"/>	Yel <input type="checkbox"/>	Pink <input type="checkbox"/>	Grn <input type="checkbox"/>	Org <input type="checkbox"/>
TIRES											
								<b>Available</b>			
90	TI01	Soft Urethane 3,17cm (1 1/4")				20", 22" 24"				STD	<input type="checkbox"/>
91	TI02	Soft Urethane knobby 3,49cm (1 3/8")				22", 24"				£85	<input type="checkbox"/>
92	TI04	Soft Urethane - Shox 2,54cm (1")				22", 24"				£99	<input type="checkbox"/>
93	TI05	Pneumatic 3,49cm (1 3/8")				20", 22" 24"				NC	<input type="checkbox"/>
94	TI08	Pneumatic with Airless insert 3,49cm (1 3/8")				22", 24"				£70	<input type="checkbox"/>
95	TI06	Pneumatic HP - 2,54cm (1")				20", 22" 24"				£85	<input type="checkbox"/>
96	TI07	Pneumatic HP - Schwalbe Marathon Plus 2,54cm (1")				24"				£95	<input type="checkbox"/>

1 - Offered with handrims on each side of the wheelchair      2 - Only standard handrim position available      3 - Not available with HD option  
 4 - Not compatible with HP tires ; Only available with aluminum or plastic coated handrim in standard position      5 - Not compatible with Shox tires  
 6 - Colour spokes require an additionnal 10 days lead-time

## Handrims

HANDRIM											
97	HR01	Aluminum anodized								STD	<input type="checkbox"/>
98	HR61	Aluminum black hard anodized <sup>1</sup>							<b>New</b>	£55	<input type="checkbox"/>
99	HR02	Plastic coated <sup>3</sup>								£85	<input type="checkbox"/>
100	HR03	Q-Grip High friction Neoprene coated <sup>1,2,3</sup>								£295	<input type="checkbox"/>
101	HR07	Newton Air Grip <sup>1</sup>	Black <input type="checkbox"/>							£85	<input type="checkbox"/>
102	HR	Newton Air Grip <sup>1</sup>	(08) Sunkissed Orange <input type="checkbox"/>	(09) Burgundy <input type="checkbox"/>	(10) Sapphire Blue <input type="checkbox"/>						
			(11) Monster Green <input type="checkbox"/>	(12) Charcoal <input type="checkbox"/>	(13) Fuchsia <input type="checkbox"/>	(14) Steel Blue <input type="checkbox"/>				£175	<input type="checkbox"/>
			(15) Ferrari Red <input type="checkbox"/>	(16) Acid Green <input type="checkbox"/>	(17) White <input type="checkbox"/>	(18) Sky Blue <input type="checkbox"/>					
103	HR28	Surge <sup>1,2,3</sup>	(1-1/2" Oval handrim w/ Gripton high friction strip)							£329	<input type="checkbox"/>
104	HR05	Surge LT <sup>1,2,3</sup>	(1-1/8" Oval handrim w/ Gripton high friction strip)							£355	<input type="checkbox"/>
105	HR04	Natural Fit <sup>1,2,3</sup>								£270	<input type="checkbox"/>
106	HR99	Omit handrim								NC	<input type="checkbox"/>

1 - Not available with Mag wheels or OAD      2 - Not available in 20" (50,8cm)      3 - Only standard handrim position available

## Handrims option

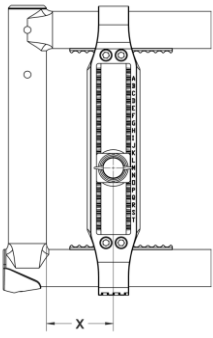
Assembly position for aluminum and Newton AirGrip handrims											
107	HR29	Standard Handrim position	Full tab							STD	<input type="checkbox"/>
108	HR30	Narrow Handrim position	Short tab 2 positions							£20	<input type="checkbox"/>
109	HR31	Super Narrow Handrim	Short tab 2 positions STD <input type="checkbox"/>		Short tab 1 position <input type="checkbox"/>					£20	<input type="checkbox"/>
Thumb piece <sup>4</sup> selection for Natural Fit handrims											
110	HR23	Standard grip								£75	<input type="checkbox"/>
111	HR27	Super grip								£120	<input type="checkbox"/>
112	HR099	Omit thumb piece								NC	<input type="checkbox"/>

4 - Compatible with Surge, Surge LT handrims

AXLE <sup>1</sup>											
113	AX01	Quick release axle								STD	<input type="checkbox"/>
114	AX02	Permanent axle								NC	<input type="checkbox"/>
115	AX03	Quad release axle								£108	<input type="checkbox"/>
AXLE PLATE											
116	AX04	Amputee adjustable axle plate <sup>2</sup>								£170	<input type="checkbox"/>

1 - Not required with one arm drive      2 - May interfere with swing away armrest and limit seat to floor height available

REAR WHEEL CAMBER						
117	CM00	0° camber			NC	<input type="checkbox"/>
118	CM03	3° camber			NC	<input type="checkbox"/>
119	CM06	6° camber (not available with amputee axle plate)			£130	<input type="checkbox"/>

CENTER OF GRAVITY																																																															
		<p><b>Choose position of rear wheel axle plate:</b></p> <p>Measure distance X from front of back post to center of axle receiver.</p>																																																													
X =	<table border="1"> <thead> <tr> <th colspan="6">Most stable</th> <th colspan="6">Most responsive</th> </tr> </thead> <tbody> <tr> <td>2,5</td><td>3,2</td><td>3,8</td><td>4,4</td><td>5,1</td><td>5,7</td><td>6,3</td><td>7</td><td>7,6</td><td>8,3</td><td>8,9</td><td>9,5</td><td>4"</td> </tr> <tr> <td>1"</td><td>1/4"</td><td>1/2"</td><td>3/4"</td><td>2"</td><td>1/4"</td><td>1/2"</td><td>3/4"</td><td>3"</td><td>1/4"</td><td>1/2"</td><td>3/4"</td><td></td> </tr> <tr> <td><input type="checkbox"/></td><td><input type="checkbox"/></td><td><input type="checkbox"/></td><td><input type="checkbox"/></td><td><input type="checkbox"/></td><td><input type="checkbox"/></td><td><input type="checkbox"/></td><td><input type="checkbox"/></td><td><input type="checkbox"/></td><td><input type="checkbox"/></td><td><input type="checkbox"/></td><td><input type="checkbox"/></td><td><input type="checkbox"/></td> </tr> </tbody> </table>												Most stable						Most responsive						2,5	3,2	3,8	4,4	5,1	5,7	6,3	7	7,6	8,3	8,9	9,5	4"	1"	1/4"	1/2"	3/4"	2"	1/4"	1/2"	3/4"	3"	1/4"	1/2"	3/4"		<input type="checkbox"/>	<input type="checkbox"/>	<input type="checkbox"/>	<input type="checkbox"/>	<input type="checkbox"/>	<input type="checkbox"/>	<input type="checkbox"/>	<input type="checkbox"/>	<input type="checkbox"/>	<input type="checkbox"/>	<input type="checkbox"/>	<input type="checkbox"/>	<input type="checkbox"/>
	Most stable						Most responsive																																																								
	2,5	3,2	3,8	4,4	5,1	5,7	6,3	7	7,6	8,3	8,9	9,5	4"																																																		
1"	1/4"	1/2"	3/4"	2"	1/4"	1/2"	3/4"	3"	1/4"	1/2"	3/4"																																																				
<input type="checkbox"/>	<input type="checkbox"/>	<input type="checkbox"/>	<input type="checkbox"/>	<input type="checkbox"/>	<input type="checkbox"/>	<input type="checkbox"/>	<input type="checkbox"/>	<input type="checkbox"/>	<input type="checkbox"/>	<input type="checkbox"/>	<input type="checkbox"/>	<input type="checkbox"/>																																																			
<p><b>If not indicated, default setting is at 3,8 cm (1.5")</b></p> <p>Possible conflict between a seat depth under 40,6 cm (16") and a center of gravity over 6,3 cm (2.5").</p> <p>Possible conflict between a 66 cm (26") rear wheel and a center of gravity over 6,3 cm (2.5").</p> <p>If a configuration issue arises due to the choice of the Center Of Gravity (COG) Motion Composites reserves the right to reduce or increase the COG to the closest position.</p>																																																															

WHEEL LOCK						
120	WL08	Newton Wheel lock - push to lock			STD	<input type="checkbox"/>
121	WL02	Pull to lock			NC	<input type="checkbox"/>
122	WL04	Newton grade aid push to lock (suggested with pneumatic or high pressure tire)			£135	<input type="checkbox"/>
123	WL13 WL14	6" removable extension handle			£66	<input type="checkbox"/>
124	WL05	Scissor Lock			£120	<input type="checkbox"/>
125	WL06	Attendant Lock (additional set of wheel lock mounted to the back)			£175	<input type="checkbox"/>
126	WL99	Omit wheel locks			NC	<input type="checkbox"/>

Armrest						
<b>"T" ARMREST<sup>1</sup></b>		<b>Height Adjustment</b>				
127	AR03	25,4cm (10") Desk length arm pad	20 - 30cm (8 - 12") STD <input type="checkbox"/>	25 - 36cm (10 - 14") <input type="checkbox"/>	£285	<input type="checkbox"/>
128	AR04	35,56cm (14") Full length arm pad	20 - 30cm (8 - 12") STD <input type="checkbox"/>	25 - 36cm (10 - 14") <input type="checkbox"/>	£285	<input type="checkbox"/>
<b>LOCKING FLIP-UP ARMREST<sup>2</sup></b>						
129	AR07	Locking Flip-Up Armrest	Set height to:		£285	<input type="checkbox"/>
<b>GEL ARM PAD<sup>3</sup></b>						
130	AR12	35,56cm (14") Full Length Arm Pad - Gel Ovation			£133	<input type="checkbox"/>
131	AR99	Omit armrest			NC	<input type="checkbox"/>

1 - May have a 1/2" adjustment restriction on both limits of the range  
 2 - May interfere with rigid back hardware 2 - Only available with 18" - 21" straight aluminum back canes 2 - Not available with a back upholstery  
 3 - Not available with locking flip-up armrest

SIDE GUARDS (not available with "T" Armrest)						
132	SG01	Plastic side guards (removable)			£170	<input type="checkbox"/>
133	SG03	Carbon fiber side guards (removable)			£255	<input type="checkbox"/>
134	SG06	Plastic fender side guards (removable) <sup>1</sup>			£235	<input type="checkbox"/>
135	SG04	Carbon fiber mud guards (removable)			£435	<input type="checkbox"/>
136	SG99	Omit side guard			NC	<input type="checkbox"/>
<b>SIDE GUARDS OPTION</b>						
137	SG07	Side guards clip (pair)			NC	<input type="checkbox"/>

1 - Not compatible with 20" and 22" rear wheels

POSITIONING BELT							
138	SB01	Velcro adjustable	Standard 88,9 cm/35" <input type="checkbox"/>	Long 152,40 cm/60" <input type="checkbox"/>	£40	<input type="checkbox"/>	
139	SB02	Auto buckle	Standard 88,9 cm/35" <input type="checkbox"/>	Long 152,40 cm/60" <input type="checkbox"/>	£75	<input type="checkbox"/>	
140	SB07	Hardware attachment for 2 point seatbelt (1 pair)			NC	<input type="checkbox"/>	
141	SB03	Additional hardware for 2 extra attachment points (needed for the 4 point seat belt) (1 pair)			£15	<input type="checkbox"/>	
142	SB04	BodyPoint Hip Belt - 2 point not padded	M (142,24 cm/56") <input type="checkbox"/>	L (154,94 cm/61") <input type="checkbox"/>	£70	<input type="checkbox"/>	
143	SB05	BodyPoint Hip Belt - 2 point padded	S (129,54 cm/51") <input type="checkbox"/>	M (142,24 cm/56") <input type="checkbox"/>	L (154,94 cm/61") <input type="checkbox"/>	£150	<input type="checkbox"/>
144	SB06	BodyPoint Hip Belt - 4 point padded	S (129,54 cm/51") <input type="checkbox"/>	M (142,24 cm/56") <input type="checkbox"/>	L (154,94 cm/61") <input type="checkbox"/>	£166	<input type="checkbox"/>
145	SB08	BodyPoint EVOFLEX® Positioning Belt Rehab latch and Band Clamps	M (73,66 cm/56") <input type="checkbox"/>	L (93,98 cm/61") <input type="checkbox"/>	£250	<input type="checkbox"/>	
146	SB99	Omit positioning belt			STD	<input type="checkbox"/>	

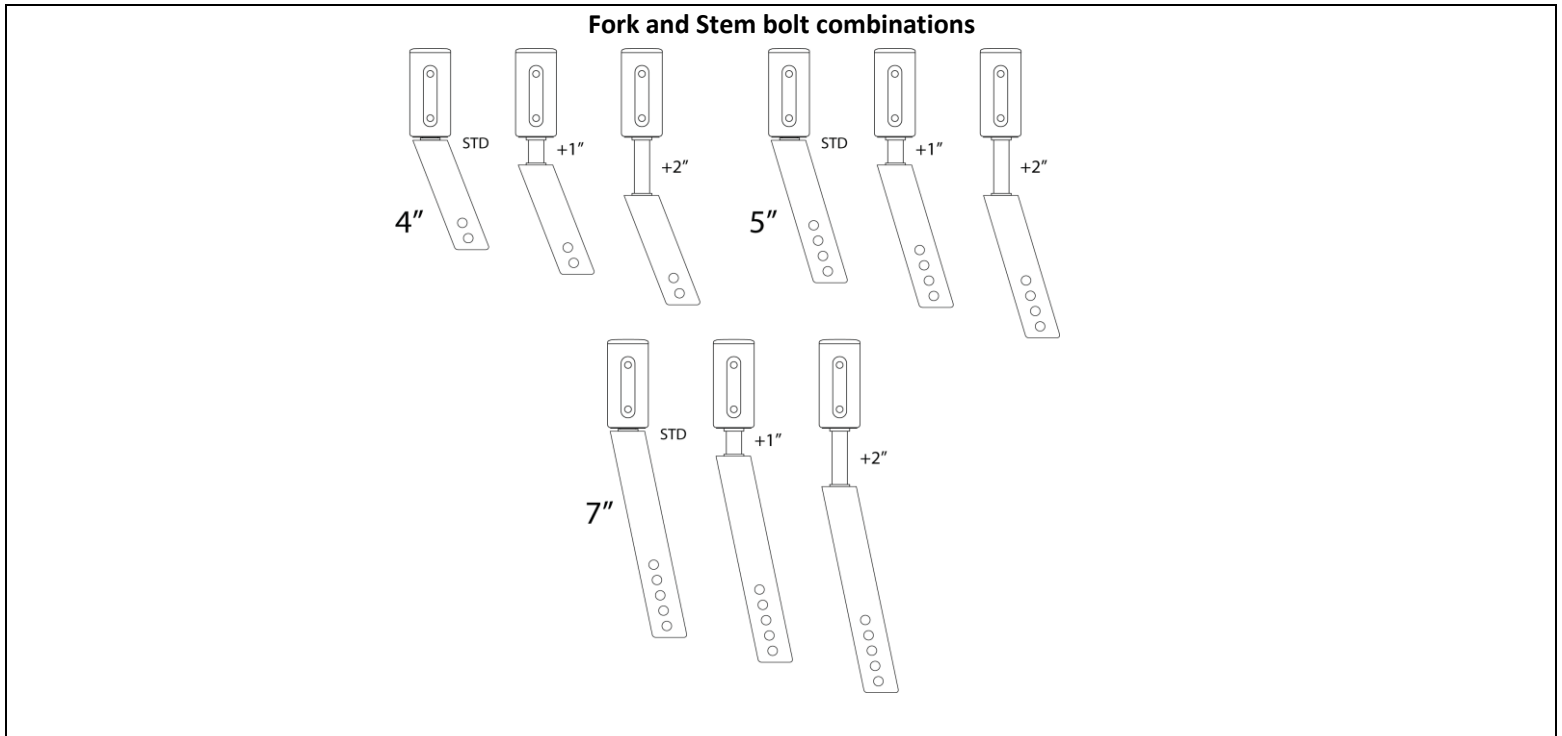
HEADREST <sup>1</sup>										
147	AC01	Profiled Headrest	S (8,8x15,2 cm/3,5"x6") <input type="checkbox"/>	M (11,4x17,8 cm/4,5"x7") <input type="checkbox"/>	L (14x2,3 cm/5,5"x8") <input type="checkbox"/>				£158	<input type="checkbox"/>
148	AC28	Headrest mounting hardware with removable non folding stabilizer bar							£258	<input type="checkbox"/>

1 - Only available with push handles - Not available with a stroller handle or a folding stabiliser bar

ACCESSORIES														
149	AC03	Anti tippers							£120	<input type="checkbox"/>				
150	AC29	Swing-away anti-tippers	Left <input type="checkbox"/>	Right <input type="checkbox"/>				<b>New</b>	£116	<input type="checkbox"/>				
151	AC27	Tip assist <sup>1</sup>							£54	<input type="checkbox"/>				
152	AC04	Transit Tie Down (Unoccupied)							NC	<input type="checkbox"/>				
153	AC05	WC-19 Transit Tie Down w/Q'straint belt <sup>3</sup>	Short 50-104 cm/20-41" <input type="checkbox"/>	Long 50-116 cm/20-46" <input type="checkbox"/>					£280	<input type="checkbox"/>				
154	AC06	Cane carrier	Left <input type="checkbox"/>	Right <input type="checkbox"/>					£104	<input type="checkbox"/>				
155	AC07	Oxygen tank holder - E Type Not compatible with swing away armrest or amputee axle plate	Left						£270	<input type="checkbox"/>				
156	AC08	Spoke guards <sup>2</sup>	Available: 20", 22", 24"						£100	<input type="checkbox"/>				
157	AC09	Footrest neoprene impact guard (pair) - Black							£79	<input type="checkbox"/>				
158	AC10	Seat pouch							£65	<input type="checkbox"/>				
159	AC23	Newton Backpack							£100	<input type="checkbox"/>				
160	AC26	BodyPoint Mobility Bag							£108	<input type="checkbox"/>				
161	AC12	Velcro Closing Strap							£45	<input type="checkbox"/>				
162	AC13	Tool kit							£39	<input type="checkbox"/>				
163	AC16	Motion Composites Polo Shirt	W/S <input type="checkbox"/>	W/M <input type="checkbox"/>	W/L <input type="checkbox"/>	M/S <input type="checkbox"/>	M/M <input type="checkbox"/>	M/L <input type="checkbox"/>	M/XL <input type="checkbox"/>	M/XXL <input type="checkbox"/>	M/XXXL <input type="checkbox"/>	M/XXXXL <input type="checkbox"/>	£29	<input type="checkbox"/>

1 - Cannot be combined with Anti Tippers    2 - Not available with Mag wheels and Spinerigy    3 - Not available with depth adjustable back

FRAME COLOR (with carbon finish crossbrace)												
164	FC01	Carbon Fiber Black <input type="checkbox"/>							NC	<input type="checkbox"/>		
165	FC	(03) Sunkissed Orange <input type="checkbox"/>	(04) Burgundy <input type="checkbox"/>	(05) Sapphire Blue <input type="checkbox"/>	(06) Monster Green <input type="checkbox"/>	(07) Charcoal <input type="checkbox"/>	(08) Fuchsia <input type="checkbox"/>	(09) Steel Blue <input type="checkbox"/>	(17) Ferrari Red <input type="checkbox"/>	(18) Acid Green <input type="checkbox"/>	NC	<input type="checkbox"/>
166	FC99	Custom Color	<a href="#">Specify PPG Paintit color:</a>							Additional 10 days lead-time	£300	<input type="checkbox"/>
<b>TOTAL</b>												



Notes :