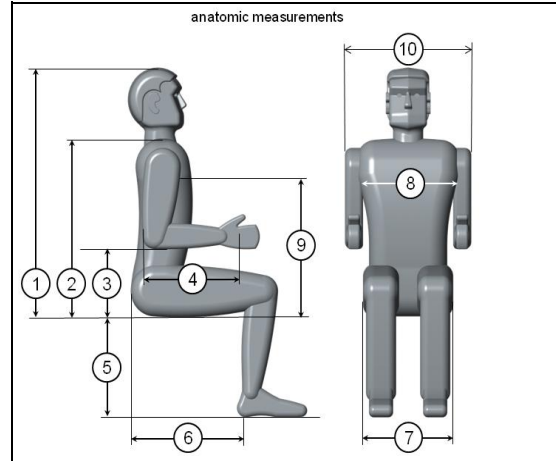


Sales Account Information	Distributor/Dealer Information
Name:	Order No.
Email:	Order Date:
Phone:	Company Name:



Chassis type	Front Wheel Drive
Max. user weight	136 kgs
Speed	6, 10, 12.5 km/h
Power module	R-Net 120A with CJSM joystick
Wheels	Driving wheels 3.00 - 8 (14") Casters 2.80-2.50 - 4 (9")
Motor	320 Watts
Overall dimension (LxWxH)	1200 x 610 x1120 mm
Seat width:	420 ~ 520 mm, 25 mm increment
Seat depth:	400 ~ 600 mm, 25 mm increment
Front seat height:	450 ~ 850 mm
Backrest height	510 ~ 670 mm
Armrest height	70 ~ 300 mm
Footrest to seat distance	400 ~ 600 mm

User's name:	
User's weight (kg):	
User's height (mm) :	
① Top of head (mm) :	
② Top of shoulders (mm) :	
③ Seat pan to elbow (mm) :	
④ Elbow to hand (mm) :	
⑤ Leg length (mm):	
⑥ Depth (mm):	
⑦ Width (mm):	
⑧ Chest width (mm):	
⑨ Chest height (mm) :	
⑩ Shoulder width (mm):	

Standard Base Price: GBP £10,550







Please make your selection with a check in the box.




◆ Standard feature ○ Alternative options (Free of charge)
+£ Additional charge option (only apply to purchase the whole chair)

* Purchase parts only, please refer to spare part price list

◆ Standard feature ○ Alternative options (Free of charge) € Additional charge	
Chassis: EVO	
Colour (battery covers side panels)	
<input type="checkbox"/> White	◆
<input type="checkbox"/> Orange	○
<input type="checkbox"/> Silver Black	○
Speed	
<input type="checkbox"/> 6 km/h * Lights are optional	○
<input type="checkbox"/> 10 km/h * Light required	◆
<input type="checkbox"/> 12.5 km/h * Lights required	○

Batteries (lead acid) <input type="checkbox"/>					
	<input type="checkbox"/> 2x 74 Ah Batteries		◆		
	Notes: Battery box dimension 263.5 x 177 x 243 mm (LxWxH)				
Charger					
	<input type="checkbox"/> Charger 8A * Suggested for batteries 70 - 80 Ah		◆		
Lights					
	<input type="checkbox"/> Without lights		◆		
	<input type="checkbox"/> Lights kit (with front and rear lights)		£325		
Driving Wheel and Caster					
Rim	<input type="checkbox"/> Black rims		◆		
Colour	<input type="checkbox"/> Black tyre		◆		
Front tyre (Driving wheel)	<input type="checkbox"/> Air filled		◆		
	<input type="checkbox"/> PU tyre		£50		
Rear tyre (Caster)	<input type="checkbox"/> Air filled		◆		
	<input type="checkbox"/> PU tyre		£20		
Chassis Accessories					
	<input type="checkbox"/> None		◆		
	<input type="checkbox"/> Bumper wheels on rear		£115.0		
Seat Mounting (Lift & Tilt)					
	<input type="checkbox"/> Fixed seat height		◆		
	<input type="checkbox"/> Powered seat lift (400 mm lift)		£1,625		
	<input type="checkbox"/> Fixed seat angle		◆		
	<input type="checkbox"/> Powered seat tilt 0 ~ 50°		£2,417		
Seat					
Seat width	<input type="checkbox"/> 420 mm		○		
	<input type="checkbox"/> 470 mm		○		
	<input type="checkbox"/> 520 mm		○		
Seat depth	<input type="checkbox"/> 400 mm	<input type="checkbox"/> 425 mm	<input type="checkbox"/> 450 mm	○	
	<input type="checkbox"/> 475 mm	<input type="checkbox"/> 500 mm	<input type="checkbox"/> 525 mm		
	<input type="checkbox"/> 550 mm	<input type="checkbox"/> 575 mm	<input type="checkbox"/> 600 mm		
	Seat Cushion				
	Upholstery				
		<input type="checkbox"/> No cushion			(£80)
	<input type="checkbox"/> 3D mesh		◆		
	<input type="checkbox"/> Dartex (water repellent)		£47.5		
* Seat cushion size is based on seat width and seat depth, which you selected above for seat.					
Hip Supports					
	<input type="checkbox"/> None		◆		
	<input type="checkbox"/> 3D mesh hip supports, set		£360		
	<input type="checkbox"/> Dartex hip supports, set (water repellent)		£385		
Backrest					
Panel size	<input type="checkbox"/> Effective backrest width 410 mm	Effective backrest panel height @low mounting			
		<input type="checkbox"/> 530mm	○		
		<input type="checkbox"/> 600mm	○		
	<input type="checkbox"/> 460 mm	<input type="checkbox"/> 530mm	○		
		<input type="checkbox"/> 600mm	○		
	<input type="checkbox"/> 510 mm	<input type="checkbox"/> 530mm	○		
		<input type="checkbox"/> 600mm	○		
		<input type="checkbox"/> 670mm	○		
	Mounting	<input type="checkbox"/> Low mounting		◆	
<input type="checkbox"/> High mounting (+ 30 mm) (in comb. lateral supports)		○			

Adjustment	<input type="checkbox"/> Manual backrest recline	○
	<input type="checkbox"/> Power backrest recline	£1,542
Shear reduction	<input type="checkbox"/> Fixed backrest mount	○
	<input type="checkbox"/> Biomechanical backrest <i>(in comb. with power recline)</i>	◆
Backrest Cushion		
Upholstery		
	<input type="checkbox"/> No cushion	(£55)
	<input type="checkbox"/> 3D mesh	◆
	<input type="checkbox"/> Dartex <i>(water repellent)</i>	£45
<i>* Backrest cushion size is based on the backrest panel size which you selected above.</i>		
Backrest Accessories		
Side Support wedges		
	<input type="checkbox"/> None	◆
	<input type="checkbox"/> Side wedges S <i>(530 mm backrest)</i>	£75
	<input type="checkbox"/> Side wedges M <i>(600 mm backrest)</i>	£75
	<input type="checkbox"/> Side wedges L <i>(670 mm backrest)</i>	£75
165		
Side Panels <i>(deep contour backrest)</i>		
	<input type="checkbox"/> None	◆
	<input type="checkbox"/> 3D mesh deep contour side panels, set	£275
	<input type="checkbox"/> Dartex deep contour side panels, set <i>(water repellent)</i>	£275
Lateral supports		
	<input type="checkbox"/> None	◆
	<input type="checkbox"/> 3D mesh lateral supports, set	£420
	<input type="checkbox"/> Dartex lateral supports, set <i>(water repellent)</i>	£450
<i>* Side panels and lateral supports cannot be mounted on the backrest simultaneously. Select either of them if needed.</i>		
Rail for lateral supports		
	<input type="checkbox"/> None	◆
	<input type="checkbox"/> Height adjustment rail for lateral support, set	£35
Lumbar Support		
	<input type="checkbox"/> None	◆
	<input type="checkbox"/> Foam set lumbar support	£50
Armrest		
Distance Between Armrests <i>(armrest setting can be set larger than backrest size)</i>		
	<input type="checkbox"/> set for 410 mm backrest	○
	<input type="checkbox"/> set for 460 mm backrest	○
	<input type="checkbox"/> set for 510 mm backrest	○
Adjustment		
	<input type="checkbox"/> Angle adjustable only	◆
	<input type="checkbox"/> Angle adjustable and side swivel	£85
Upholstery		
	<input type="checkbox"/> 3D mesh	◆
	<input type="checkbox"/> Dartex <i>(water repellent)</i>	£20
Armrest Length		
Armrest left	<input type="checkbox"/> 320mm	◆
	<input type="checkbox"/> 400mm	○
Armrest right	<input type="checkbox"/> 320mm	◆
	<input type="checkbox"/> 400mm	○
Armrest Support		
	<input checked="" type="checkbox"/> None	◆
	<input type="checkbox"/> Telescopic armrest support, set	£275
	<i>* highly recommend using telescopic armrest support if user weight is equal or over than 90 kg.</i>	
Legrest, Central Mounted with Adjustable Biomechanical Length Compensation		
Footplate Size		
	<input type="checkbox"/> 150 mm width	○
	<input type="checkbox"/> 180 mm width	○
	<input type="checkbox"/> 1-piece footplate <i>392 x 240 mm (WxL)</i>	○
Adjustment		
	<input type="checkbox"/> Manual legrest adjustment	◆
	<input type="checkbox"/> Power legrest adjustment	£1,508
Calf Supports		
	<input type="checkbox"/> None	◆

	<input type="checkbox"/> 3D mesh calf supports	£360
	<input type="checkbox"/> Dartex calf supports (<i>water repellent</i>)	£375
Legrest Accessories		
	<input type="checkbox"/> None	◆
	<input type="checkbox"/> Footplate hinge for shorter legrest (<i>footplate to cushion 250 ~ 330 mm</i>) <i>* for more details, contact your sales rep.</i>	
Controls (<i>select side control or tray table control</i>)		
Side Control		
Joystick	<input type="checkbox"/> CJSM	○
Mounting position	<input type="checkbox"/> Left side mount	○
	<input type="checkbox"/> Right side mount	○
Mounting Type	<input type="checkbox"/> Fixed mounting	◆
	<input type="checkbox"/> Parallel swing away	£225
Tray Table Control (<i>tray table control and chest support cannot be combined</i>)		
Mounting position	<input type="checkbox"/> Left side mount	○
	<input type="checkbox"/> Right side mount	○
	<input type="checkbox"/> for Backrest 410mm, flip up CJSM	£1,625
	<input type="checkbox"/> for Backrest 460mm, flip up CJSM	£1,625
	<input type="checkbox"/> for Backrest 510mm, flip up CJSM	£1,625
Attendant Control		
	<input type="checkbox"/> Attendant control, lever, CJSM backrest mount, left	£1,125
	<input type="checkbox"/> Attendant control, lever, CJSM backrest mount, right	£1,125
Table		
Table General for Special controls e.g. head control, chip control...etc		
Mounting position	<input type="checkbox"/> Left mount, no cut out	○
	<input type="checkbox"/> Right mount, no cut out	○
Table size	<input type="checkbox"/> for backrest 410mm	£510
	<input type="checkbox"/> for backrest 460mm	£510
	<input type="checkbox"/> for backrest 510mm	£510
Headrest		
Headrest Model		
	<input type="checkbox"/> None	◆
	<input type="checkbox"/> Standard LTS headrest 3D mesh	£235
	<input type="checkbox"/> Standard LTS headrest Dartex (<i>water repellent</i>)	£250
Headrest Accessories		
	<input type="checkbox"/> None	◆
	<input type="checkbox"/> Headrest rail (<i>out of centre positioning</i>)	£35
Pelvic Positioning Belts		
	<input type="checkbox"/> Pelvic positioning belt, clip	◆
	<input type="checkbox"/> Pelvic positioning belt, auto retract	£25
Accessories		
 Backpack hooks	<input type="checkbox"/> None	◆
	<input type="checkbox"/> Push handles, set	£70
	<input type="checkbox"/> Backpack hooks, set	£35