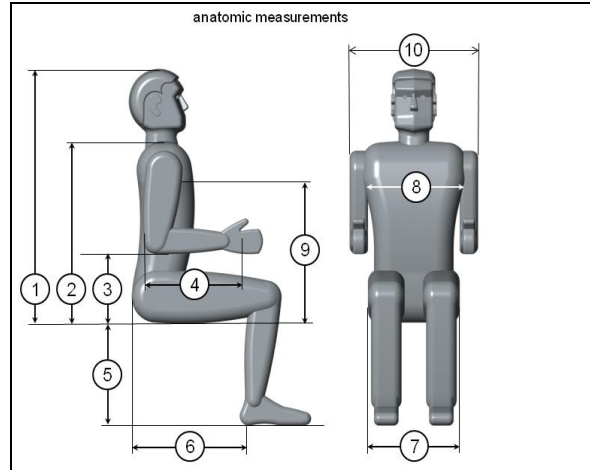


Sales Account Information	Distributor/Dealer Information
Name:	Order No.:
Email:	Order Date:
Phone:	Company Name:



Chassis type	MID Wheel Drive
Max. user weight	136 kgs
Speed	6, 10, 12.5 km/h
Power module	R-Net 90A with CJSM joystick
Wheels	Front wheels 2.50-2.00 -4 (8") Driving wheels 3.00 -8 (14") Rear Wheels 2.00-1.00 -4 (6")
Motor	320 Watts
Overall dimension (LxWxH)	1100 x 615 x 1040 mm
Seat width:	420 ~ 520 mm, 25 mm increment
Seat depth:	400 ~ 600 mm, 25 mm increment
Front seat height:	460 ~ 760 mm
Backrest height	510 ~ 670 mm
Armrest height	180~300 mm
Footrest to seat distance	400 ~ 600 mm

User's name:	
User's weight (kg):	
User's height (mm) :	
① Top of head (mm) :	
② Top of shoulders (mm) :	
③ Seat pan to elbow (mm) :	
④ Elbow to hand (mm) :	
⑤ Leg length (mm):	
⑥ Depth (mm):	
⑦ Width (mm):	
⑧ Chest width (mm):	
⑨ Chest height (mm) :	
⑩ Shoulder width (mm):	

**Standard Base Price: GBP £10,125.00**

Please make your selection with a check in the box.






◆ Standard feature ○ Alternative options (Free of charge)




+£ Additional charge option (only apply to purchase the whole chair)

\* Purchase parts only, please refer to spare part price list

◆ Standard feature ○ Alternative options (Free of charge) € Additional charge	
<b>Chassis: MID</b>	
<b>Colour (battery covers side panels)</b>	
<input type="checkbox"/> White	○
<input type="checkbox"/> Orange	○
<input type="checkbox"/> Silver Black	○
<b>Speed</b>	
<input type="checkbox"/> 6 km/h	○
<input type="checkbox"/> 10 km/h	○
<input type="checkbox"/> 12.5 km/h	◆

<b>Gyro</b>			
	<input type="checkbox"/> No Gyro		◆
	<input type="checkbox"/> Gyro <i>(additional for users who drive on bumpy roads)</i>		£450
<b>Batteries (lead acid)</b>			
	<input type="checkbox"/> 2x 74 Ah Batteries		◆
	Notes: Battery box dimension 260 x 170 x 220 mm (LxWxH)		
<b>Charger</b>			
	<input type="checkbox"/> Charger 8A * <i>Suggested for batteries 70 - 80 Ah</i>		◆
<b>Lights</b>			
	<input type="checkbox"/> Without lights		◆
	<input type="checkbox"/> Lights kit		£325
<b>Driving Wheel and Caster</b>			
Rim	<input type="checkbox"/> Black rims		◆
Colour	<input type="checkbox"/> Black tyre		◆
Front tyre	<input type="checkbox"/> Air filled		◆
	<input type="checkbox"/> PU tyre		£50
Middle tyre (Driving wheel)	<input type="checkbox"/> Air filled		◆
	<input type="checkbox"/> PU tyre		£20
Rear tyre	<input checked="" type="checkbox"/> PU tyre		◆
<b>Seat Mounting (Lift &amp; Tilt)</b>			
	<input type="checkbox"/> Fixed seat mount		◆
	<input type="checkbox"/> Powered seat lift & tilt		£3,025
<b>Seat</b>			
Seat width	<input type="checkbox"/> 420 mm		○
	<input type="checkbox"/> 470 mm		○
	<input type="checkbox"/> 520 mm		○
Seat depth	<input type="checkbox"/> 400 mm	<input type="checkbox"/> 425 mm	<input type="checkbox"/> 450 mm
	<input type="checkbox"/> 475 mm	<input type="checkbox"/> 500 mm	<input type="checkbox"/> 525 mm
	<input type="checkbox"/> 550 mm	<input type="checkbox"/> 575 mm	<input type="checkbox"/> 600 mm
<b>Seat Cushion</b>			
<b>Upholstery</b>			
	<input type="checkbox"/> No cushion		(£80)
	<input type="checkbox"/> 3D mesh		◆
	<input type="checkbox"/> Dartex <i>(water repellent)</i>		£47.5
* Seat cushion size is based on seat width and seat depth, which you selected above for seat.			
<b>Hip Supports</b>			
	<input type="checkbox"/> None		◆
	<input type="checkbox"/> 3D mesh hip supports, set		£360
	<input type="checkbox"/> Dartex hip supports, set <i>(water repellent)</i>		£385
<b>Backrest</b>			
Panel size	<input type="checkbox"/>	Effective backrest width	Effective backrest panel height @low mounting
		<input type="checkbox"/> 410 mm	<input type="checkbox"/> 530mm
			<input type="checkbox"/> 600mm
		<input type="checkbox"/> 460 mm	<input type="checkbox"/> 530mm
			<input type="checkbox"/> 600mm
		<input type="checkbox"/> 510 mm	<input type="checkbox"/> 530mm
			<input type="checkbox"/> 600mm
			<input type="checkbox"/> 670mm
Mounting	<input type="checkbox"/> Low mounting		◆
	<input type="checkbox"/> High mounting (+ 30 mm) <i>(in comb. lateral supports)</i>		○
Adjustment	<input type="checkbox"/> Manual backrest recline		○
	<input type="checkbox"/> Power backrest recline		£1,708
Shear reduction	<input type="checkbox"/> Fixed backrest mount		○
	<input type="checkbox"/> Biomechanical backrest		◆

Backrest Cushion		
<b>Upholstery</b>		
	<input type="checkbox"/> No cushion	(£55)
	<input type="checkbox"/> 3D mesh	◆
	<input type="checkbox"/> Dartex (water repellent)	£45
* Backrest cushion size is based on the backrest panel size which you selected above.		
<b>Backrest Accessories</b>		
<b>Side Support wedges</b>		
	<input type="checkbox"/> None	◆
	<input type="checkbox"/> Side wedges S (530 mm backrest)	£75
	<input type="checkbox"/> Side wedges M (600 mm backrest)	£75
	<input type="checkbox"/> Side wedges L (670 mm backrest)	£75
* Side support wedges can be combined with lateral supports if needed, but cannot be combined with side panels.		
<b>Side Panels (deep contour backrest)</b>		
	<input type="checkbox"/> None	◆
	<input type="checkbox"/> 3D mesh deep contour side panels, set	£275
	<input type="checkbox"/> Dartex deep contour side panels, set (water repellent)	£275
<b>Lateral supports</b>		
	<input type="checkbox"/> None	◆
	<input type="checkbox"/> 3D mesh lateral supports, set	£420
	<input type="checkbox"/> Dartex lateral supports, set (water repellent)	£450
* Side panels and lateral supports cannot be mounted on the backrest simultaneously. Select either of them if needed.		
<b>Rail for lateral supports</b>		
	<input type="checkbox"/> None	◆
	<input type="checkbox"/> Height adjustment rail for lateral support, set	£35
<b>Lumbar Support</b>		
	<input type="checkbox"/> None	◆
	<input type="checkbox"/> Foam set lumbar support	£50
<b>Armrest</b>		
<b>Distance Between Armrests (armrest setting can be set larger than backrest size)</b>		
	<input type="checkbox"/> set for 410 mm backrest	○
	<input type="checkbox"/> set for 460 mm backrest	○
	<input type="checkbox"/> set for 510 mm backrest	○
<b>Adjustment</b>		
	<input type="checkbox"/> Angle adjustable only	◆
	<input type="checkbox"/> Angle adjustable and side swivel	£85
	<input type="checkbox"/> 3D mesh	◆
	<input type="checkbox"/> Dartex (water repellent)	£20
<b>Armrest Length</b>		
Armrest left	<input type="checkbox"/> 320mm	◆
	<input type="checkbox"/> 400mm	○
Armrest right	<input type="checkbox"/> 320mm	◆
	<input type="checkbox"/> 400mm	○
<b>Armrest Support</b>		
	<input type="checkbox"/> None	◆
	<input type="checkbox"/> Telescopic armrest support, set	£275
* highly recommend using telescopic armrest support if user weight is equal or over than 90 kg.		
<b>Legrest, Central Mounted with Adjustable Biomechanical Length Compensation</b>		
<b>Footplate Size</b>		
	<input type="checkbox"/> 150 mm width	○
	<input type="checkbox"/> 180 mm width	○
<b>Adjustment</b>		
	<input type="checkbox"/> Manual legrest adjustment	◆
	<input type="checkbox"/> Power legrest adjustment	£1,508

<b>Calf Supports</b> <input type="checkbox"/>		
	<input type="checkbox"/> None	◆
	<input type="checkbox"/> 3D mesh calf supports	£360
	<input type="checkbox"/> Dartex calf supports ( <i>water repellent</i> )	£375
<b>Controls (select side control or tray table control)</b>		
<b>Side Control</b>		
Joystick	<input type="checkbox"/> CJSM	○
Mounting position	<input type="checkbox"/> Left side mount	○
	<input type="checkbox"/> Right side mount	○
Mounting Type	<input type="checkbox"/> Fixed mounting	◆
	<input type="checkbox"/> Parallel swing away	£225
<b>Tray Table Control (<i>tray table control and chest support cannot be combined</i>)</b>		
Mounting position	<input type="checkbox"/> Left side mount	○
	<input type="checkbox"/> Right side mount	○
	<input type="checkbox"/> for Backrest 410mm, flip up CJSM	£1,625
	<input type="checkbox"/> for Backrest 460mm, flip up CJSM	£1,625
	<input type="checkbox"/> for Backrest 510mm, flip up CJSM	£1,625
<b>Attendant Control</b>		
	<input type="checkbox"/> Attendant control, lever, CJSM backrest mount, left	£1,125
	<input type="checkbox"/> Attendant control, lever, CJSM backrest mount, right	£1,125
<b>Table</b>		
<b>Table General for Special controls e.g. head control, chip control...etc</b>		
Mounting position	<input type="checkbox"/> Left mount, no cut out	○
	<input type="checkbox"/> Right mount, no cut out	○
Table size	<input type="checkbox"/> for backrest 410mm	£510
	<input type="checkbox"/> for backrest 460mm	£510
	<input type="checkbox"/> for backrest 510mm	£510
<b>Headrest</b>		
<b>Headrest Model</b>		
	<input type="checkbox"/> None	◆
	<input type="checkbox"/> Standard LTS headrest 3D mesh	£235
	<input type="checkbox"/> Standard LTS headrest Dartex ( <i>water repellent</i> )	£250
<b>Headrest Accessories</b>		
	<input type="checkbox"/> None	◆
	<input type="checkbox"/> Headrest rail ( <i>out of centre positioning</i> )	£35
<b>Pelvic Positioning Belts</b>		
	<input type="checkbox"/> Pelvic positioning belt, clip	◆
	<input type="checkbox"/> Pelvic positioning belt, auto retract	£25
<b>Accessories</b>		
 Backpack hooks	<input type="checkbox"/> None	◆
	<input type="checkbox"/> Push handles, set	£70
	<input type="checkbox"/> Backpack hooks, set	£35