

2024

ottobock.

Kimba Family



Kimba

Products for combinations



Kimba seating unit



Kimba outdoor mobility base



Kimba Cross



Kimba Inline

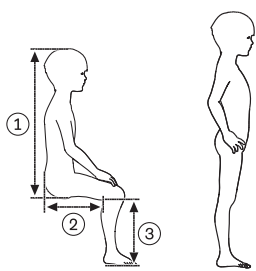



Kimba Home



Kimba indoor mobility base

What do you want to order?		
<input type="checkbox"/>	Kimba	see page 3
<input type="checkbox"/>	Kimba seating unit - Please ensure you order 2 seat units if ordering the Kimba Inline	see page 12
<input type="checkbox"/>	Kimba outdoor mobility base	see page 18
<input type="checkbox"/>	Kimba Cross	see page 21
<input type="checkbox"/>	Kimba Inline - Please ensure you order 2 seat units if ordering this frame	see page 23
<input type="checkbox"/>	Kimba Home	see page 24
<input type="checkbox"/>	Kimba indoor mobility base	see page 26

	Dimensions kid	Dimensions Kimba size 1	Dimensions Kimba size 2
			
① Back length [mm]		410 - 610	560 - 700
② Seat depth [mm]		190 - 310 (140 shortened)	240 - 400
Seat width [mm]		200 - 300	260 - 350
③ Lower leg length [mm]		190 - 310 (122 shortened)	200 - 370
Load capacity		Seating unit: 40 kg* Outdoor mobility base: 55 kg	
a) User weight			
b) Medical Equipment			
* With option „footrest angle adjustable for short lower leg length“ the maximum load decreases to 35 kg.			

	Order no.: -----
Valid from 01.01.24 to 31.12.24 Please ensure you are using the latest order form	

Kimba

Frame and Seat

Article number: 470G71=5_AA04_C







<input type="checkbox"/> Provide estimate only		<input type="checkbox"/> Order	
<input type="checkbox"/> Attachment for custom fabrication enclosed			
Billing address/customer number			
Delivery address			
Sales person		Name	
		
		Date	Signature
<p>By placing the order, you agree to comply with the instructions for use/service manuals for accessories and products of other manufacturers when combining them with an Ottobock product, in addition to the instructions for use/service manuals of the respective Ottobock products. Also you confirm to have read, understood and accepted, our general terms and conditions. In addition, you agree, upon placing an order, to conduct your own conformity assessment or approval in accordance with national requirements if and when you implement modifications or attachments that do not meet the specifications of Ottobock instructions for use/service manuals.</p>			














Figure includes accessories










Standard equipment






- Seat and back support
- Seat width, seat depth, back support height and lower leg length are continuously adjustable
- Seat inclination and knee angle continuously adjustable
- Back support angle adjustable
- Optimized quick-release mechanism to remove the seat
- Position the seat in/against the direction of travel
- Leg support assembly with flip-up foot plate
- Lateral side supports
- Adjustable pelvic laterals
- Frame colour: black
- Padding colour grey
- Folding outdoor mobility base made of high-grade aluminium
- Optimized rear axle suspension
- Push bar with ratchet joint, height-adjustable
- Seat tilt with tilt activation at the frame incl. locking pin
- Integrated storage space (also usable as a platform for respirators)
- Automatic folding lock
- Optimized seat adapter with automatic tilt limitation
- EVA tyres with frictionbrake
- Front wheels 7", swivelling with integrated swivel lock
- Integrated anchor points for mounting to wheelchair accessible vehicle

Seating unit				
KC01	<input type="checkbox"/>	Size 1 (from approx. 1 - 6 years)		£1082.00
KC02	<input type="checkbox"/>	Size 2 (from approx. 4 - 10 years)		£1197.00
Head support				
KD01	<input type="checkbox"/>		Without head support	Inclusive
KD02	<input type="checkbox"/>		With integrated head support with slight lateral support	£22500
KD03B KD03			Head support (laterally adjustable) <input type="checkbox"/> B = enclosed <input type="checkbox"/> mounted	£179.00 £185.00
KL01B	<input type="checkbox"/>		Head support concave, S, enclosed (incl. holder; is delivered in combination with a short back)	£267.00
KL05B	<input type="checkbox"/>		Head support holder, enclosed (is delivered in combination with a short back)	£164.00
Padding				
KD41	<input type="checkbox"/>		Padding, mounted	Inclusive
Inlays				
KD33B	<input type="checkbox"/>		Inlay grey, enclosed	£68.00
KD34B	<input type="checkbox"/>		Inlay turquoise, enclosed	£68.00
KD35B	<input type="checkbox"/>		Inlay pink, enclosed	£68.00
KD36B	<input type="checkbox"/>		Inlay green, enclosed	£68.00

Pelvic belts					
KP02B KP02		Lap belt, padded	<input type="checkbox"/> B = enclosed	<input type="checkbox"/> mounted	£68.00 £78.00
KP18B KP18		4-Point paediatric lap belt, with plastic buckles (width: 2,5 cm; length: 100 cm)	<input type="checkbox"/> B = enclosed	<input type="checkbox"/> mounted	£114.00 £125.00
KP06B KP06		Groin strap	<input type="checkbox"/> B = enclosed	<input type="checkbox"/> mounted	£70.00 £82.00
KP15B KP15		Pediatric lap belt, with buckles (width: 2,5 cm; length: 100 cm)	<input type="checkbox"/> B = enclosed	<input type="checkbox"/> mounted	£108.00 £114.00
Chest and shoulder supports					
KP16B KP16		Shoulder harness Size S	<input type="checkbox"/> B = enclosed	<input type="checkbox"/> mounted	£181.00 £187.00
KP17B KP17		Shoulder harness Size M	<input type="checkbox"/> B = enclosed	<input type="checkbox"/> mounted	£181.00 £187.00
KP19B KP19		Chest and shoulder pad Size S	<input type="checkbox"/> B = enclosed	<input type="checkbox"/> mounted	£166.00 £173.00
KP20B KP20		Chest and shoulder pad Size M	<input type="checkbox"/> B = enclosed	<input type="checkbox"/> mounted	£166.00 £173.00
KP21B KP21		Slimline sternum harness	<input type="checkbox"/> B = enclosed	<input type="checkbox"/> mounted	£152.00 £158.00
KP22B KP22		Dynamic harness Size XS	<input type="checkbox"/> B = enclosed	<input type="checkbox"/> mounted	£157.00 £162.00
KP23B KP23		Dynamic harness Size S	<input type="checkbox"/> B = enclosed	<input type="checkbox"/> mounted	£163.00 £169.00
KP24B KP24		Dynamic harness Size M	<input type="checkbox"/> B = enclosed	<input type="checkbox"/> mounted	£163.00 £169.00
KP03B KP03		4-point belt, padded	<input type="checkbox"/> B = enclosed	<input type="checkbox"/> mounted	£116.00 £122.00
KP05B KP05		5-Point belt, small buckle (recommended for seating unit size 1)	<input type="checkbox"/> B = enclosed	<input type="checkbox"/> mounted	£116.00 £129.00
KP04B KP04		5-Point belt, large buckle	<input type="checkbox"/> B = enclosed	<input type="checkbox"/> mounted	£116.00 £129.00
KP10B KP10		Positioning vest	<input type="checkbox"/> B = enclosed	<input type="checkbox"/> mounted	£93.00 £105.00

Preassembly				
KP14	<input type="checkbox"/>		Mounting kit strap/vest, mounted	£31.00
Trunk support				
KD04B KD04			Thoracic support	<input type="checkbox"/> B = enclosed <input type="checkbox"/> mounted £93.00 £105.00
KD31B	<input type="checkbox"/>		Swing away thoracic supports (laterals), enclosed	£403.00
KD10B	<input type="checkbox"/>		Lumbar support padding, enclosed	£57.00
KD11B	<input type="checkbox"/>		Neck support enclosed	£67.00
KC10	<input type="checkbox"/>		Seat depth reducer (seat depth possible up to 14 cm)	£116.00
KC13B	<input type="checkbox"/>		Inlay small, enclosed (spacer fabric grey, only for size 1)	£116.00
Arm supports				
KE01	<input type="checkbox"/>		Arm support, Standard, mounted	£110.00
KE02	<input type="checkbox"/>		Arm support high/low, adjustable, mounted	£155.00
Tray				
KS01B	<input type="checkbox"/>		Tray, grey, enclosed (only possible in direction of travel and in combination with KE 02 „arm support high/ low“ in lowest setting only)	£222.00
KS02B	<input type="checkbox"/>		Tray, transparent, enclosed (only possible in direction of travel and in combination with KE 02 „arm support high/ low“ in lowest setting only)	£360.00

Leg and foot support						
KB03	<input type="checkbox"/>		Leg support, Standard, mounted (from LLL 19 cm)		Inclusive	
KB05	<input type="checkbox"/>		Leg support, angle-adjustable, mounted (from LLL 19 cm)		£70.00	
KB10	<input type="checkbox"/>		Leg support, angle-adjustable for short lower leg length, mounted (only for size 1, from LLL 14 cm)		£92.00	
Accessories leg and foot support						
KB08B KB08			Slip resistant footrest cover (not mounted in combination with KB10)	<input type="checkbox"/> B = enclosed	<input type="checkbox"/> mounted	£25.00 £29.00
KB09B	<input type="checkbox"/>		Padding, enclosed			£67.00
KB12B	<input type="checkbox"/>		Foot support – sandals, enclosed			£105.00
KB07B	<input type="checkbox"/>		Velcro footstraps, instep padded			£29.00
KC06B KC06			Abductor size 1, only for seat size 1, (L 9 cm x W 6 cm x H 9 cm)	<input type="checkbox"/> B = enclosed	<input type="checkbox"/> mounted	£105.00 £111.00
KC07B KC07			Abductor size 2 (L 10 cm x W 7,5 cm x H 10 cm)	<input type="checkbox"/> B = enclosed	<input type="checkbox"/> mounted	£110.00 £115.00
KC08B KC08			Abductor size 3, only for seat size 2 (L 12 cm x W 9 cm x H 10 cm)	<input type="checkbox"/> B = enclosed	<input type="checkbox"/> mounted	£114.00 £119.00
Canopy						
KW13	<input type="checkbox"/>		Canopy in grey-melange, inside grey, incl. rain cover and mounted adapter			£278.00

Slip sack				
KW01B	<input type="checkbox"/>		Summer/winter slipsack Size S, enclosed	£283.00
KW02B	<input type="checkbox"/>		Summer/winter slipsack Size M, enclosed	£283.00
KW03B	<input type="checkbox"/>		Summer/winter slipsack Size L, enclosed	£283.00
Accessories seat				
KQ04B	<input type="checkbox"/>		Grip bar with padding, enclosed	£59.00
KD20	<input type="checkbox"/>		Back angle limitation, mounted	£25.00
KW04B	<input type="checkbox"/>		Rain cape, grey, enclosed	£52.00
KD12B	<input type="checkbox"/>		Incontinence cover, enclosed	£139.00




Outdoor mobility base size			
KA01	<input type="checkbox"/>	Size 1 (from approx. 1 to 6 years)	£1517.00
KA05	<input type="checkbox"/>	Size 2 (from approx. 4 to 10 years)	£1633.00
Frame colour			
013	<input type="checkbox"/>	Jet black RAL 9005 matte	
023	<input type="checkbox"/>	White RAL 9016	
Reflector sticker			
KA13	<input type="checkbox"/>	Classic	£29.00
KA14	<input type="checkbox"/>	Sporty	£49.00





Classic









Sporty

Colour reflector sticker			
<input type="checkbox"/>		Grey	
<input type="checkbox"/>		Green	
<input type="checkbox"/>		Turquoise	

Tyres				
KF03	<input type="checkbox"/>		EVA	Inclusive
KF04	<input type="checkbox"/>		Pneumatic	£52.00

Rear wheel type				
KG01	<input type="checkbox"/>	Wheel lock (actuated by the foot via wheel lock bar)		Inclusive
KG02	<input type="checkbox"/>	With frictionbrake (manually actuated via brake levers at the push bar)		£305.00

Accessories				
KA07B	<input type="checkbox"/>		Frame padding, pair, enclosed	£35.00
KS03B	<input type="checkbox"/>		Buggy board, enclosed	£135.00
KA08	<input type="checkbox"/>		Tip-assist, left	£31.00
KA12	<input type="checkbox"/>		Tip-assist, right	£31.00
KS14B	<input type="checkbox"/>		Tether band, enclosed	£20.00

Accessories general				
KS07B	<input type="checkbox"/>		Cupholder, enclosed	£25.00
KS13B	<input type="checkbox"/>		Diaper bag, grey-melange, enclosed (Contains extensive accessories such as: changing mat, dummy bag, isolation pocket for bottles and a plastic utensil bag, as well as numerous compartments and zipped pockets)	£139.00

Products for combinations

Seating unit



Kimba seating unit

Outdoor mobility bases



Kimba outdoor mobility base



Kimba Cross



Kimba Inline

Indoor mobility bases



Kimba Home



Kimba indoor mobility base

Kimba Seating unit

Maximum load capacity: 40 kg
Article number: 470G71=5_AA02_C



Figure includes accessories

Standard Equipment

- Seat and back support
- Seat width, seat depth, back support height and lower leg length are continuously adjustable
- Seat inclination and knee angle continuously adjustable
- Back support angle adjustable
- Optimized quick-release mechanism to remove the seat
- Position the seat in/against the direction of travel
- Leg support assembly with flip-up foot plate
- Lateral side supports
- Adjustable pelvic laterals
- Frame colour: black
- Padding colour grey

Valid from 01.01.24 to 31.12.24 Please ensure you are using the latest order form	Order no.: -----
--	-------------------------







<input type="checkbox"/> Provide estimate only		<input type="checkbox"/> Order	
<input type="checkbox"/> Attachment for custom fabrication enclosed			
Billing address/customer number			
Delivery address			
Sales person		Name	
		
		Date	Signature
By placing the order, you agree to comply with the instructions for use/service manuals for accessories and products of other manufacturers when combining them with an Ottobock product, in addition to the instructions for use/service manuals of the respective Ottobock products. Also you confirm to have read, understood and accepted, our general terms and conditions. In addition, you agree, upon placing an order, to conduct your own conformity assessment or approval in accordance with national requirements if and when you implement modifications or attachments that do not meet the specifications of Ottobock instructions for use/service manuals.			












Notice:











This product can be combined with outdoor mobility bases Kimba 470G71=5_AA03_C, Kimba Cross and Kimba Inline and also with indoor mobility bases Kimba Home and Kimba. Please fill out the corresponding order sheets separately.










Please complete two of these Seat Unit forms if you are ordering a Kimba Inline Frame






Size			
KC01	<input type="checkbox"/>	Size 1 (from approx. 1 to 6 years)	£1082.00
KC02	<input type="checkbox"/>	Size 2 (from approx. 4 to 10 years)	£1197.00

Head support				
KD01	<input type="checkbox"/>		Without head support	Inclusive
KD02	<input type="checkbox"/>		With integrated head support with slight lateral support	£225.00
KD03B KD03			Head support (laterally adjustable)	<input type="checkbox"/> B = enclosed <input type="checkbox"/> mounted £179.00 £185.00
KL01B	<input type="checkbox"/>		Head support concave, S, enclosed (incl. holder; is delivered in combination with a short back)	£267.00
KL05B	<input type="checkbox"/>		Head support holder, enclosed (is delivered in combination with a short back)	£164.00
Padding				
KD41	<input type="checkbox"/>		Padding, mounted	Inclusive
Inlays				
KD33B	<input type="checkbox"/>		Inlay grey, enclosed	£68.00
KD34B	<input type="checkbox"/>		Inlay turquoise, enclosed	£68.00
KD35B	<input type="checkbox"/>		Inlay pink, enclosed	£68.00
KD36B	<input type="checkbox"/>		Inlay green, enclosed	£68.00

Pelvic belts					
KP02B KP02		Lap belt, padded	<input type="checkbox"/> B = enclosed	<input type="checkbox"/> mounted	£68.00 £78.00
KP18B KP18		4-Point paediatric lap belt, with plastic buckles (width: 2,5 cm; length: 100 cm)	<input type="checkbox"/> B = enclosed	<input type="checkbox"/> mounted	£114.00 £125.00
KP06B KP06		Groin strap	<input type="checkbox"/> B = enclosed	<input type="checkbox"/> mounted	£70.00 £82.00
KP15B KP15		Pediatric lap belt, with buckles (width: 2,5 cm; length: 100 cm)	<input type="checkbox"/> B = enclosed	<input type="checkbox"/> mounted	£108.00 £114.00
Chest and shoulder supports					
KP16B KP16		Shoulder harness Size S	<input type="checkbox"/> B = enclosed	<input type="checkbox"/> mounted	£181.00 £187.00
KP17B KP17		Shoulder harness Size M	<input type="checkbox"/> B = enclosed	<input type="checkbox"/> mounted	£181.00 £187.00
KP19B KP19		Chest and shoulder pad Size S	<input type="checkbox"/> B = enclosed	<input type="checkbox"/> mounted	£166.00 £173.00
KP20B KP20		Chest and shoulder pad Size M	<input type="checkbox"/> B = enclosed	<input type="checkbox"/> mounted	£166.00 £173.00
KP21B KP21		Slimline sternum harness	<input type="checkbox"/> B = enclosed	<input type="checkbox"/> mounted	£152.00 £158.00
KP22B KP22		Dynamic harness Size XS	<input type="checkbox"/> B = enclosed	<input type="checkbox"/> mounted	£157.00 £162.00
KP23B KP23		Dynamic harness Size S	<input type="checkbox"/> B = enclosed	<input type="checkbox"/> mounted	£163.00 £169.00
KP24B KP24		Dynamic harness Size M	<input type="checkbox"/> B = enclosed	<input type="checkbox"/> mounted	£163.00 £169.00
KP03B KP03		4-point belt, padded	<input type="checkbox"/> B = enclosed	<input type="checkbox"/> mounted	£116.00 £122.00
KP05B KP05		5-Point belt, small buckle (recommended for seating unit size 1)	<input type="checkbox"/> B = enclosed	<input type="checkbox"/> mounted	£116.00 £129.00
KP04B KP04		5-Point belt, large buckle	<input type="checkbox"/> B = enclosed	<input type="checkbox"/> mounted	£116.00 £129.00
KP10B KP10		Positioning vest	<input type="checkbox"/> B = enclosed	<input type="checkbox"/> mounted	£93.00 £105.00

Preassembly					
KP14	<input type="checkbox"/>		Mounting kit strap/vest, mounted		£31.00
Trunk support					
KD04B KD04			Thoracic support	<input type="checkbox"/> B = enclosed <input type="checkbox"/> mounted	£93.00 £105.00
KD31B	<input type="checkbox"/>		Swing away thoracic supports (laterals), enclosed		£403.00
KD10B	<input type="checkbox"/>		Lumbar support padding, enclosed		£57.00
KD11B	<input type="checkbox"/>		Neck support, enclosed		£67.00
KC10	<input type="checkbox"/>		Seat depth reducer (seat depth possible up to 14 cm)		£116.00
KC13B	<input type="checkbox"/>		Inlay small, enclosed (spacer fabric grey, only for size 1)		£116.00
Arm supports					
KE01	<input type="checkbox"/>		Arm support, Standard, mounted		£110.00
KE02	<input type="checkbox"/>		Arm support high/low, adjustable, mounted		£155.00
Tray					
KS01B	<input type="checkbox"/>		Tray, grey, enclosed (only possible in direction of travel and in combination with KE 02 „arm support high/ low“ in lowest setting only)		£222.00
KS02B	<input type="checkbox"/>		Tray, transparent, enclosed (only possible in direction of travel and in combination with KE 02 „arm support high/ low“ in lowest setting only))		£360.00

Leg and foot support						
KB03	<input type="checkbox"/>		Leg support, Standard, mounted (from LLL 19 cm)		Inclusive	
KB05	<input type="checkbox"/>		Leg support, angle-adjustable, mounted (from LLL 19 cm)		£70.00	
KB10	<input type="checkbox"/>		Leg support, angle-adjustable for short lower leg length, mounted (only for size 1, from LLL 14 cm)		£92.00	
Accessories leg and foot support						
KB08B KB08			Slip resistant footrest cover (not mounted in combination with KB10)	<input type="checkbox"/> B = enclosed	<input type="checkbox"/> mounted	£25.00 £29.00
KB09B	<input type="checkbox"/>		Padding, enclosed			£67.00
KB12B	<input type="checkbox"/>		Foot support – sandals, enclosed			£105.00
KB07B	<input type="checkbox"/>		Velcro footstraps, instep padded			£29.00
KC06B KC06			Abductor size 1, only for seat size 1, (L 9 cm × W 6 cm × H 9 cm)	<input type="checkbox"/> B = enclosed	<input type="checkbox"/> mounted	£105.00 £111.00
KC07B KC07			Abductor size 2 (L 10 cm × W 7,5 cm × H 10 cm)	<input type="checkbox"/> B = enclosed	<input type="checkbox"/> mounted	£110.00 £115.00
KC08B KC08			Abductor size 3, only for seat size 2 (L 12 cm × W 9 cm × H 10 cm)	<input type="checkbox"/> B = enclosed	<input type="checkbox"/> mounted	£114.00 £119.00
Canopy						
KW13	<input type="checkbox"/>		Canopy in grey-melange, inside grey, incl. rain cover and mounted adapter			£278.00

Slip sack				
KW01B	<input type="checkbox"/>		Summer/winter slipsack Size S, enclosed	£283.00
KW02B	<input type="checkbox"/>		Summer/winter slipsack Size M, enclosed	£283.00
KW03B	<input type="checkbox"/>		Summer/winter slipsack Size L, enclosed	£283.00
Accessories seat				
KQ04B	<input type="checkbox"/>		Grip bar with padding, enclosed	£59.00
KD20	<input type="checkbox"/>		Back angle limitation, mounted	£25.00
KW04B	<input type="checkbox"/>		Rain cape, grey, enclosed	£52.00
KD12B	<input type="checkbox"/>		Incontinence cover, enclosed	£139.00
KC16B	<input type="checkbox"/>		Retrofit kit for Kimba Neo street frame (without tilt; not possible in combination with custom fabrication platform for respirators up to 90 kg/ 198,4 lb)	£70.00

Kimba Outdoor mobility base

Maximum load capacity: 55 kg
(including seating unit)

Article number: 470G71=5_AA03_C






Standard equipment

- Folding outdoor mobility base made of high-grade aluminium
- Optimized rear axle suspension
- Push bar with ratchet joint, height-adjustable
- Seat tilt with tilt activation at the frame incl. locking pin
- Integrated storage space (also usable as a platform for respirators)
- Automatic folding lock
- Optimized seat adapter with automatic tilt limitation
- EVA tyres with frictionbrake
- Front wheels 7", swivelling with integrated swivel lock
- Integrated anchor points for mounting to wheelchair accessible vehicle

Valid from 01.01.24 to 31.12.24 Please ensure you are using the latest order form	Auftrags-Nr.: -----
--	----------------------------

<input type="checkbox"/> Provide estimate only		<input type="checkbox"/> Order	
<input type="checkbox"/> Attachment for custom fabrication enclosed			
Billing address/customer number			
Delivery address			
Sales person		Name	
	 Date Signature	
By placing the order, you agree to comply with the instructions for use/service manuals for accessories and products of other manufacturers when combining them with an Ottobock product, in addition to the instructions for use/service manuals of the respective Ottobock products. Also you confirm to have read, understood and accepted, our general terms and conditions. In addition, you agree, upon placing an order, to conduct your own conformity assessment or approval in accordance with national requirements if and when you implement modifications or attachments that do not meet the specifications of Ottobock instructions for use/service manuals.			

Size			
KA01	<input type="checkbox"/>	Size 1 (from approx. 1 to 6 years)	£1517.00
KA05	<input type="checkbox"/>	Size 2 (from approx. 4 to 10 years)	£1633.00

Adapter Sitzschale			
KC03	<input type="checkbox"/>		Seating shell interface £143.00
KB01	<input type="checkbox"/>		Leg support assistance for seating shell interface £438.00
KC14	<input type="checkbox"/>		Universal adapter (seat size 1 to base size 2) (only for country of destination Brazil) £93.00
KC15B	<input type="checkbox"/>		Retrofit-kit: Kimba Neo seat £47.00

Frame colour			
013	<input type="checkbox"/>	Jet black RAL 9005 matte	Inclusive
023	<input type="checkbox"/>	White RAL 9016	Inclusive




Reflector sticker			
KA13	<input type="checkbox"/>	Classic	£29.00
KA14	<input type="checkbox"/>	Sporty	£49.00





Classic









Sporty

Colour reflector sticker			
<input type="checkbox"/>		Grey	
<input type="checkbox"/>		Green	
<input type="checkbox"/>		Turquoise	

Tyres			
KF03	<input type="checkbox"/>		EVA Inclusive
KF04	<input type="checkbox"/>		Pneumatic £52.00

Rear wheel type			
KG01	<input type="checkbox"/>	Wheel lock (actuated by the foot via wheel lock bar)	Inclusive
KG02	<input type="checkbox"/>	With frictionbrake (manually actuated via brake levers at the push bar)	£305.00

Accessories				
KA07B	<input type="checkbox"/>		Frame padding, pair, enclosed	£35.00
KS03B	<input type="checkbox"/>		Buggy board, enclosed	£135.00
KA08	<input type="checkbox"/>		Tip-assist, left	£31.00
KA12	<input type="checkbox"/>		Tip-assist, right	£31.00
KS14B	<input type="checkbox"/>		Tether band, enclosed	£20.00
Accessories general				
KS07B	<input type="checkbox"/>		Cupholder, enclosed	£25.00
KS13B	<input type="checkbox"/>		Diaper bag, grey-melange, enclosed (Contains extensive accessories such as: changing mat, dummy bag, isolation pocket for bottles and a plastic utensil bag, as well as numerous compartments and zipped pockets)	£139.00

	Order no.: -----
Valid from 01.01.23 to 31.12.23 Please ensure you are using the latest order form	

Kimba Cross

Maximum load capacity of the outdoor mobility base: 50 kg/110 lbs (including seating unit)
 Article number: HR3401=0000_K



<input type="checkbox"/> Provide estimate only		<input type="checkbox"/> Order	
<input type="checkbox"/> Attachment for custom fabrication enclosed			
Billing address/customer number			
Delivery address			
Sales person		Name	
		
		Date	Signature
By placing the order, you agree to comply with the instructions for use/service manuals for accessories and products of other manufacturers when combining them with an Ottobock product, in addition to the instructions for use/service manuals of the respective Ottobock products. Also you confirm to have read, understood and accepted, our general terms and conditions. In addition, you agree, upon placing an order, to conduct your own conformity assessment or approval in accordance with national requirements if and when you implement modifications or attachments that do not meet the specifications of Ottobock instructions for use/service manuals.			

Standard equipment

- Three-wheeled outdoor mobility base with telescoping frame, for mounting a Kimba neo seating unit, size 1 or size 2, or a custom seating shell
- Can be folded/disassembled
- Elastomer spring system
- Drum brake
- 18" rear wheels with pneumatic tyres
- Rigidly mounted 16" front wheel with pneumatic tyre, includes splash guard
- Height-adjustable push bar
- Frame colour: black

For children from approx. 1 to 10 years

Outdoor mobility base			
	<input type="checkbox"/>	Kimba Cross outdoor mobility base	£1929.00
For use in conjunction with			
	<input type="checkbox"/>	Kimba seating unit, size 1	
	<input type="checkbox"/>	Kimba seating unit, size 2	
Seat adapter for Kimba seating unit			
HR34011300	<input type="checkbox"/>	Size 1	Inclusive
HR34021300	<input type="checkbox"/>	Size 2	Inclusive
HR32x48300	<input type="checkbox"/>	Seating shell interface Kimba	£164.00

Accessories for outdoor mobility base			
HR34012100	<input type="checkbox"/>	12" swivelling wheel with quick-lock attachment	£232.00
HR34017000	<input type="checkbox"/>	Anti-tipper, complete	£161.00
HR34018000	<input type="checkbox"/>	Clothing guard (plug-on wheel covers)	£232.00
HR34018100	<input type="checkbox"/>	Clothing guard extension around the wheel (not available in combination with spoke protector)	£92.00
HR34019000	<input type="checkbox"/>	Spoke protector, transparent	£115.00
HR34015000	<input type="checkbox"/>	Storage bag (e.g. for the swivelling front wheel)	£71.00
HR34016100	<input type="checkbox"/>	Bicycle draw-bar, complete (includes coupling from Weber company, type E, safety strap)*	£288.00
HR34016200	<input type="checkbox"/>	Equipment package required according to German Road Traffic Licensing Regulations (StVZO) (lighting/pennant/roll bar)	£162.00
HR16001102	<input type="checkbox"/>	Buggy board	£145.00
HR32xx2700-	<input type="checkbox"/>	Foot support assembly for seating shell interface Kimba	£378.00
* According to a leaflet for bicycle trailers issued by the German Federal Ministry of Transport: (www.pdeleuw.de/fahrrad/fakten) – Recommended overall weight of the bicycle trailer incl. load: 40 kg. Recommended in combination with four-point belt, groin strap, spoke protectors.			

HR34016200 – Equipment package required according to German Road Traffic Licensing Regulations (StVZO)
 According to a leaflet for bicycle trailers issued by the German Ministry of Transport: (www.pdeleuw.de/fahrrad/fakten)
 Recommended overall weight of the bicycle trailer, including load: 40 kg. Recommended in combination with four-point belt, groin strap, spoke protectors. Seating shell interface and footrest assembly in combination with Squiggles and Mygo not possible.
 HR34018000 – Clothing guard is a plug-on wheel cover
 HR34018100 – Clothing guard extension around the wheel cannot be used in combination with spoke protector
 Accessories only for corresponding size
 Footrest assembly only available in combination with seating shell interface

<p>Valid from 01.01.24 to 31.12.24 Please ensure you are using the latest order form</p>	<p>Order no.:</p> <p>-----</p>
--	--------------------------------

Kimba Inline

Maximum load capacity of the outdoor mobility base: 50 kg/110 lbs (including seating units)

Article number: HR3255=0000_K



<input type="checkbox"/> Provide estimate only		<input type="checkbox"/> Order	
<input type="checkbox"/> Attachment for custom fabrication enclosed			
Billing address/customer number			
Delivery address			
Sales person		Name	
		
		Date	Signature
<p>By placing the order, you agree to comply with the instructions for use/service manuals for accessories and products of other manufacturers when combining them with an Ottobock product, in addition to the instructions for use/service manuals of the respective Ottobock products. Also you confirm to have read, understood and accepted, our general terms and conditions. In addition, you agree, upon placing an order, to conduct your own conformity assessment or approval in accordance with national requirements if and when you implement modifications or attachments that do not meet the specifications of Ottobock instructions for use/service manuals.</p>			

Standard equipment

Kimba Inline twin outdoor mobility base for two Kimba seating units, size 1

- Pneumatic tyres provide suspension comfort
- Rear wheels with drum brake
- Frame colour: black

Twin buggy for children from approx. 1–6 years

* Notice: Seating unit, size 2, is available in custom fabrication upon request.

Please complete two Kimba Seat Unit forms when ordering this frame

Inline outdoor mobility base			
HR32551000-	<input type="checkbox"/>	Inline twin outdoor mobility base for up to two seating systems positioned one behind the other, with pneumatic front wheel 200 and pneumatic rear wheel 300, complete with drum brake	£1641.00

Accessories			
HR16001102	<input type="checkbox"/>	Buggy board	£153.00
HR32548300	<input type="checkbox"/>	Front seating shell interface	£147.00
HR32548301	<input type="checkbox"/>	Rear seating shell interface	£147.00
HR32582700	<input type="checkbox"/>	Footrest assembly for front seating shell interface	£343.00
HR32582701	<input type="checkbox"/>	Footrest assembly for rear seating shell interface	£343.00

Kimba Home

Max. load capacity (including seating unit):
 Size 1: 50 kg
 Size 2: 75 kg



- Indoor chassis for Kimba seating units size 1 and size 2
- Tilt adjustment of the seat unit via gas pressure spring 500 N (tilt adjustment range -5° till +35°)
- Height adjustment via gas pressure spring 1200 N (height of seat unit adapter min. 19 cm, max. 56 cm)
- 4 castors (75 mm), of these 2 with locking device
- Frame colour: Kimba white
- Push bar incl. release lever for seat angle adjustment

Valid from 01.01.24 to 31.12.24 Please ensure you are using the latest order form	Order no.: _____ _____
--	------------------------------

<input type="checkbox"/> Provide estimate only		<input type="checkbox"/> Order	
Billing address/customer number			
Delivery address			
Sales person		Name	
		
		Date	Signature
By placing the order, you agree to comply with the instructions for use/service manuals for accessories and products of other manufacturers when combining them with an Ottobock product, in addition to the instructions for use/service manuals of the respective Ottobock products. Also you confirm to have read, understood and accepted, our general terms and conditions. In addition, you agree, upon placing an order, to conduct your own conformity assessment or approval in accordance with national requirements if and when you implement modifications or attachments that do not meet the specifications of Ottobock instructions for use/service manuals.			

Basic model			
470G71=90001	<input type="checkbox"/>	Kimba Home indoor chassis size 1	£1181.00
470G71=90002	<input type="checkbox"/>	Kimba Home indoor chassis size 2	£1181.00

Accessories			
471A71=SK910	<input type="checkbox"/>	Anti-tip mechanism	£460.00
471C71=SK730	<input type="checkbox"/>	Kimba seating shell interface, size 1	£220.00
471C71=SK830	<input type="checkbox"/>	Kimba seating shell interface, size 2	£228.00
HR32692700-000	<input type="checkbox"/>	Foot support for seating shell interface, complete, size 2	£220.00
471A71=SK921	<input type="checkbox"/>	Gas spring (2 x 300 N) as support for seat lift function, recommended recommended from 30 kg load	£278.00
471A71=SK922	<input type="checkbox"/>	Gas spring (2 x 500 N) as support for seat lift function, recommended recommended from 40 kg load	£278.00

Information



Castor with locking device



Foot pedal for height adjustment



Push bar with release lever for seat angle adjustment



Seat angle adjustment



Seat height adjustment



Adapter for Kimba seat unit



Anti-tip mechanism

Kimba Indoor mobility base

Article number: HR2233=0000_K



- Height-adjustable steel construction
- Caster with swivel lock, diameter 75 mm
- Angle-adjustable seat interface
- Adjustable wheel base
- Frame colour: anthracite metallic

<p>Valid from 01.01.24 to 31.12.24 Please ensure you are using the latest order form</p>	<p>Order no.:</p> <p>-----</p>
--	--------------------------------

<input type="checkbox"/> Provide estimate only		<input type="checkbox"/> Order	
Billing address/customer number			
Delivery address			
Sales person		Name	
		
		Date	Signature
<p>By placing the order, you agree to comply with the instructions for use/service manuals for accessories and products of other manufacturers when combining them with an Ottobock product, in addition to the instructions for use/service manuals of the respective Ottobock products. Also you confirm to have read, understood and accepted, our general terms and conditions. In addition, you agree, upon placing an order, to conduct your own conformity assessment or approval in accordance with national requirements if and when you implement modifications or attachments that do not meet the specifications of Ottobock instructions for use/service manuals.</p>			

Standard model			
HR22330000-011	<input type="checkbox"/>	Size 1	£655.00
HR22430000-011	<input type="checkbox"/>	Size 2	£655.00

For use in conjunction with			
	<input type="checkbox"/>	Kimba Neo seating unit, size 1	
	<input type="checkbox"/>	Kimba Neo seating unit, size 2	

Caster with swivel lock			
HR22321150	<input type="checkbox"/>	Diameter 75 mm	Inclusive
HR22321160	<input type="checkbox"/>	Diameter 125 mm	£201.00

Seat interface			
HR32046x00	<input type="checkbox"/>	Parallel	£147.00
HR32x48300	<input type="checkbox"/>	Kimba	£147.00

Accessories			
HR22327100	<input type="checkbox"/>	Push handle	£241.00
HR32044x00-	<input type="checkbox"/>	Footrest assembly for seating shell interface	£343.00