

English

KLAXON®



Twist & Twist R

Customize your mobility

Twist your possibilities



Watch the video



Twist version

One single model as a basis for five possible configurations.

- A range of plug & play accessories can transform the Twist to suit the user's different driving and mobility needs.
- It can be mounted at the **rear** on rigid and folding wheelchairs with wheels up to 24 inches. It can be mounted at the **front** on all types of wheelchairs, with all wheel sizes.
- Light and compact, with a weight of only 7.3 Kg, it is a faithful travelling companion that can be carried as hand luggage thanks to its special removable 144 Wh battery.
- Twist is intelligent: it automatically recognises the type of Bluetooth command in use, the mounting position and changes the configuration of the driving parameters accordingly.
- By using the free Web App Klaxon®, it is possible to monitor the status of the Twist and customise the driving parameters according to specific needs, all while the device is in use.

Mounting options:

- Rear mounting
- Rear mounting in caregiver version
- Front mounting
- Front mounting in caregiver version
- Driving with handlebar.

Standard equipment



Flybag Twist



Directionality system



Removable battery



Rear led light



Front led light



Carrying handle



Watch the video



Accessories for Twist version



Bluetooth Controller - Right Side code KT-CTR-DX-0000
Bluetooth Controller - Left Side code KT-CTR-SX-0000

The Controller is essential when driving the Twist-equipped wheelchair with handrims. Four different speeds can be set with a slight pressure on the selector. The large button on the side acts as an emergency stop when pressed quickly and as a "start & stop" if the button is held down for a longer period and then released. The quick fixing system, supplied as standard, allows the Controller to be positioned either to the right or left side of the wheelchair frame. The LED bar provides constant information on the Controller's battery charge level (autonomy of 10 hours of continuous use).



Handlebar Control code KT-25-0000

The Handlebar Control can be mounted and removed without the use of any tools in a matter of seconds. It can be folded for an easier transportation. It is equipped with both mechanical and electronic brakes and its LED bar provides constant information on the battery charge level (autonomy of 10 hours of continuous use).



Caregiver Controller code KT-PA-0000

The Caregiver Controller can be easily fixed to the push handles of all wheelchair models without the use of any tools. The Caregiver Controller is user-friendly: a simple push on the accelerator is all that is needed to activate the motor. Releasing the accelerator lever, even accidentally, will instantly stop the motor thrust. The LED bar provides constant information on the Caregiver Controller's battery charge level (autonomy of 10 hours of continuous use).



Twist's rear mounting frame code KT-16-0000

This frame allows the Twist to be installed at the rear in seconds and without the use of any tools. It is equipped with a front stand that allows the Twist to be easily placed on the ground in the correct mounting position.

Twist R version

Compared to the Twist version, the Twist-R can only be mounted at the rear.

- Twist R can be installed on rigid and folding wheelchairs with 24 and 26-inch wheels.
- It is lighter than the Twist: it weighs only 6.2 kg.
- Performant on uphill on slopes up to 15%(*).
- Practical and intuitive steering via handrims.
- The Bluetooth Controller allows the selection between 4 different speeds and the immediate stop of the motor thrust.
- Thanks to its compactness and to the special **Caregiver Controller** it is perfect to be driven by an assistant.

Mounting options:

- Rear mounting
- Rear mounting in assistant version

(*) Tests performed with a maximum user weight of 80 kg



Standard equipment



Flybag Twist



Removable battery



Rear led light



Wheel adjustment

Accessories for Twist version



Bluetooth Controller Right Side
code KT-CTR-DX-0000

Bluetooth Controller Left Side
code KT-CTR-SX-0000

The Controller is essential when driving the Twist-equipped wheelchair with handrims. Four different speeds can be set with a slight pressure on the selector.

The large button on the side acts as an emergency stop when pressed quickly and as a "start & stop" if the button is held down for a longer period and then released.

The quick fixing system, supplied as standard, allows the Controller to be positioned either to the right or left side of the wheelchair frame. The LED bar provides constant information on the Controller's battery charge level (autonomy of 10 hours of continuous use).



Caregiver Controller
code KT-PA-0000

The Caregiver Controller can be easily fixed to the push handles of all wheelchair models without the use of any tools. The Caregiver Controller is user-friendly: a simple push on the accelerator is all that is needed to activate the motor.

Releasing the accelerator lever, even accidentally, will instantly stop the motor thrust.

The LED bar provides constant information on the Caregiver Controller's battery charge level (autonomy of 10 hours of continuous use).



 **Twist** Rear mounting:
 **Twist R** operation via Controller



Watch the video



The rear installation can be done with either the Twist or Twist R version.

- It is the most compact solution offered by the Twist range, as the installed device is in the centre and is nearly invisible underneath the wheelchair.
- It is easy to connect to the wheelchair in manual or automatic mode. (Scan the QR code to watch the video).
- Its small dimensions, low weight, and the 144 Wh battery allow it to be transported anywhere as hand luggage, even in an aeroplane.
- Practical and intuitive steering via handrims.
- The Bluetooth Controller manages 4 different speeds, up to 3.7 mph (6 km/h)**), and the immediate stop of the motor's propulsive thrust.
- The motor's propulsive thrust can also be stopped by acting directly on the handrims and without the use of the Controller. This ensures a safe ride and the complete control all the time.
- Performs well uphill, even on high slopes.
- The Rear Linking System Klaxon® allows the wheelchair to be wheeled up in order to climb or descend steps.
- The driving experience can be customised via Web App Klaxon®.

(*) Maximum rated slope 15% and maximum user weight of 80 Kg.

(**) In certain countries/markets, the maximum speed is 6 mph (9.5 km/h).



✔ **Twist** Front mounting:
✘ **Twist R** operation via Controller



Watch the video



Only the Twist version can be installed at the front.

- This configuration is recommended especially for outdoor use.
- Steering is done by acting on the handrims.
- Driving is safe even on irregular and rough terrains due to the fact that the wheelchair's castor wheels are lifted.
- The Bluetooth Controller allows the selection between 4 speeds up to 3.7 mph (6 km/h).
- It can be operated and braked not only with the Bluetooth Controller, but also by acting on the handrims of the wheelchair.
- The Electronic Braking and the Emergency Braking, via Bluetooth Controller, ensure a high level of driving comfort and safety, even when driving downhill.
- Automatically maintains the selected speed even when going downhill.
- It is equipped with a system which maintains the direction even on counterslopes.
- A sensor recognises the steering angle and automatically and progressively reduces the cornering speed, ensuring a high standard of safety at all times.
- The driving experience can be customised via Web App Klaxon®.



✔ **Twist** Front mounting:
✘ **Twist R** operation via Handlebar



Watch the video



The handlebar installation is only possible on the TWIST version.

- Thanks to the handlebar accessory it is possible to ride long distances in total safety and on any route.
- It is a perfect travelling companion because, thanks to its modularity, it can be carried anywhere, even as hand luggage on an aeroplane.
- By installing the handlebar accessory, the maximum speed of the Twist device automatically increases to 12.4 mph (20 km/h)(**).
- Driving is safe even in any condition due to the fact that the wheelchair's castor wheels are lifted
- The handlebar is adjustable in extension, is foldable and can be installed and removed in seconds.
- The handlebar accessory features an electronic brake and a mechanical disc brake for a safe stop in all riding conditions.
- The system also allows to be driven in reverse in order to overcome some particularly steep climbs.
- The driving experience can be customised via Web App Klaxon®.



(*) Maximum rated slope 15% and maximum user weight of 80 Kg

(**) The maximum permitted speed depends on the regulations in force in the countries of use.



Bluetooth handlebar control



 **Twist** Rear mounting:
 **Twist R** operation via Caregiver Controller
 by an assistant



Watch the video



By simply installing the Caregiver Controller the Twist or Twist R can be overted into the assistant version.

- The Caregiver Controller can be installed and removed in seconds and fits all wheelchair models.
- **Twist** or **Twist R**, when mounted at the rear, are designed not to get in the way of the driver, ensuring that the assistant remains in control even on steep slopes.
- Only the **Twist** version can be mounted also at the front. This installation allows the front castor wheels of the wheelchair to be raised in order to ride in complete safety in the presence of sudden obstacles and particularly rough paths. In this configuration, the electronic braking assists the caregiver when driving downhill.
- The Caregiver Controller is user-friendly: a simple push on the accelerator is all that is needed to activate the motor.
- Releasing the accelerator lever, even accidentally, will instantly stop the motor thrust.
- The LED bar provides constant information on the Caregiver Controller's battery charge level (autonomy of 10 hours of continuous use).
- The driving experience can be customised via Web App Klaxon®.

(*) Maximum rated slope 15% and maximum user weight of 80 Kg



Linking system Klaxon®

For front mounting



Central Linking System Klaxon®

The central linking system, patented by Klaxon, fits all types of rigid and folding wheelchairs with any type and size of wheel. It allows the Twist to be quickly and easily connected to the wheelchair and raises the wheelchair's castor wheels off the ground. It can be completely removed in seconds and is also available in a version for tetraplegic users.



Lateral Linking System Klaxon®

The lateral linking system can only be used on rigid wheelchairs. It allows the Twist to be quickly and easily connected to the wheelchair and raises the wheelchair's castor wheels off the ground.

16

For rear mounting



Rear Linking System Klaxon® for rigid wheelchair

The system allows the Twist or Twist-R to be connected to the wheelchair in seconds, even by the user himself in manual or automatic mode (watch video). Its special configuration allows the wheelchair to be wheeled up, by the user or the caregiver, in order to overcome obstacles.



Rear Linking System Klaxon® for folding wheelchair

Klaxon has developed a kit especially designed for folding wheelchairs that can be easily installed and removed in seconds. Its special configuration allows the wheelchair to be wheeled up, by the user or the caregiver, in order to overcome obstacles.

Web App Klaxon®

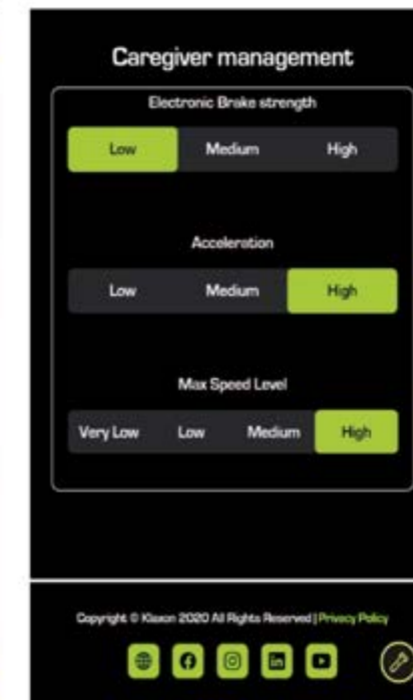
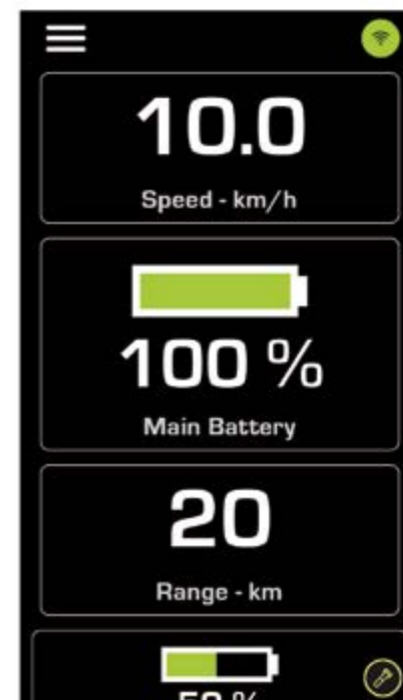


Go to the Web App

Technology at your fingertips

Thanks to the Web App Klaxon®, which is available for free, the users can monitor the status and performance of their Twist and Twist-R in real time and perform the following tasks:

- Check the charge status of the vehicle battery and of the Bluetooth control in use.
- Monitor the performance in real time.
- Monitor the remaining available km of autonomy.
- Receive and install functional updates provided by Klaxon.
- Choose from different driving profiles and customise the performance of their Twist according to their own style and needs.
- Access to all up-to-date informative materials and user manuals.
- Access the system diagnosis function and find the nearest service centre.



17

		Twist					Twist R	
Configuration	Possible set-ups	Rear mounting	Rear mounting with Caregiver Controller	Front mounting	Front mounting with Handlebar Control	Front mounting with Caregiver Controller	Rear mounting	Rear mounting with Caregiver Controller
		Accessories needed for the set-up	Frame: code KT-16-0000 + Controller right side: code KT-CTR-DX-0000 or Controller left side: code KT-CTR-SX-0000	Frame: code KT-16-0000 + Caregiver Controller: code KT-PA-0000	Controller right side: code KT-CTR-DX-0000 or Controller left side: code KT-CTR-SX-0000	Handlebar Control: code KT-25-0000	Caregiver Controller: code KT-PA-32-0000	Controller right side: code KT-CTR-DX-0000 or Controller left side: code KT-CTR-SX-0000
Compatibility	Compatible with rigid and folding wheelchairs with 24-inch wheels	YES (*2)	YES (*2)	YES (*2)	YES (*2)	YES (*2)	YES (*2)	
	Compatible with rigid and folding wheelchairs with 26-inch wheels	NO	NO	YES (*2)	YES (*2)	YES (*2)	YES (*2)	
	Compatible with wheelchairs with wheels smaller than 24-inch wheel	NO	NO	YES (*2)	YES (*2)	YES (*2)	NO	
	Compatible with tilt-in-space wheelchairs	Only available for 24-inch wheels (*2)	Only available for 24-inch wheels (*2)	YES / available for all wheels (*2)	NO	YES (*2)	Possible with 24- or 26-inch wheels	
	Compatible with wheelchairs with an inner wheel-to-wheel distance	From 330 to 510 mm (*3)	From 330 to 510 mm (*3)	All sizes	All sizes	All sizes	From 330 to 510 mm (*3)	
Features and functionalities	Weight with battery + accessories installed	9.4 kg	9.4 kg	8.7 kg	11.2 kg	8.7 kg	7.6 kg	
	Weight without battery - device only			7.3 kg (only Twist)			6.2 kg	
	Dimensions			290 x 355 x 155 mm			290 x 350 x 155 mm	
	Max. travel range (*1)			Max 12.4 mi (20 km) (*1)			Max 12.4 mi (20 km) (*1)	
	Approved for a maximum rated slope			Maximum rated slope 10% and maximum user weight of 120 kg			Maximum rated slope 10% and maximum user weight of 120 Kg	
	Maximum negotiable slope (*4)	15%	15%	10%	15%	15%	15%	15%
	Maximum speed	6 mph (9.5 km/h)	3.7 mph (6 km/h)	3.7 mph (6 km/h)	12.4 mph (20 km/h)	3.7 mph (6 km/h)	6 mph (9.5 km/h)	3.7 mph (6 km/h)
	Maximum speed in reverse	/	/	/	3.1 mph (5 km/h)	/	/	/
	Electronic brake adjustable from Web App Klaxon®	NO	NO	YES	YES	NO	NO	
	Electronic brake at the accelerator release adjustable or deactivable via Web App Klaxon®	NO	NO	NO	YES	YES	NO	YES
	Mechanical disc brake	NO	NO	NO	YES	NO	NO	
	Mechanical parking brake	NO	NO	NO	YES	NO	NO	
	Start & Stop function via Controller	YES	NO	YES	NO	NO	YES	NO
	Emergency electronic brake for immediate motor stop	NO	YES	YES	NO	YES	NO	NO
	Emergency propulsion shutdown via Controller	YES	NO	YES	NO	NO	YES	NO
Speed selection in 4 levels via Controller	YES	NO	YES	NO	NO	YES	NO	
Speed control via accelerator lever	NO	YES	NO	YES	YES	NO	YES	
Downhill speed limiter and energy recover	NO	NO	YES	YES	NO	NO	NO	
Automatic maintenance of set speed when going uphill	YES	NO	YES	NO	NO	YES	NO	
Automatic speed reduction when cornering	NO	NO	YES	NO	NO	NO	NO	
Automatic emergency shutdown in the event of tipping	YES	YES	YES	YES	YES	YES	YES	
Mechanical directionality control system	NO	NO	YES	NO	NO	NO	NO	
Technical Data	Battery	Lithium-ion 36V /144Wh / 4A						
	Motor	700W						
	Wheel	10 inch with replaceable tyre						
	Connectivity	Bluetooth / WiFi						
Certification	Twist's product certification	EN 12184 (Electrically powered wheelchairs, scooters and their chargers - Requirements and test methods) by TÜV SÜD of Hannover						
	Klaxon Mobility GmbH Company's certification	Klaxon Mobility GmbH is an ISO 13845 certified Company						
	Software's Certification	"IEC 62304 (Medical device software - Software life cycle processes)"						

		Twist					Twist R	
Recommendations and limitations of use		Rear mounting	Rear mounting with Caregiver Controller	Front mounting	Front mounting with Handlebar Control	Front mounting with Caregiver Controller	Rear mounting	Rear mounting with Caregiver Controller
		Indoor driving	*****	*****	****	*****	*****	*****
	Driving in urban environments with a smooth surface	****	*****	*****	*****	*****	****	*****
	Driving in urban environments with uneven pavements / cobblestones / slabs	***	****	*****	*****	*****	**	***
	Driving on uphill slopes not exceeding 10%	*****	*****	***	*****	*****	*****	*****
	Driving on uphill slopes not exceeding 15%	*****	*****	Not allowed	*****	***	*****	*****
	Driving in presence of light counter slopes	***	*****	*****	*****	*****	***	*****
	Driving in presence of accentuated counter-slopes	.	***	****	*****	*****	.	***
	Driving on downhill slopes of no more than 10%	***	*****	*****	*****	*****	***	*****
	Driving on downhill slopes of more than 10%	.	***	*****	*****	*****	.	***
	Driving on off-road tracks such as grass or beaten and even ground	**	*****	*****	*****	*****	**	*****
	Driving in wet and rainy conditions with no deep puddles present	**	*****	**	****	*****	***	*****
	Driving on off-road tracks with gravel, mud, water puddles, stones	Not allowed	Not allowed	Not allowed	Not allowed	Not allowed	Not allowed	Not allowed
	Driving in wet and rainy conditions with deep puddles present	Not allowed	Not allowed	Not allowed	Not allowed	Not allowed	Not allowed	Not allowed

(*1) The indicated travel range value was verified on flat road, with average speed compared to the maximum declared value and with a user weight of approx. 80 Kg.

(*2) See a list of already available applications or consult Klaxon for the latest updates

(*3) The size indicated refers to the inner wheel-to-wheel distance and not to the wheelchair seat. See specific indications in the installation manual.

(*4) Maximum rated slope 15% and maximum user weight of 80 Kg



KLAXON Mobility GmbH

Industriestrasse 1

9601 Arnoldstein (Austria)

+43 664 4681294

info@klaxon-klick.com

www.klaxon-klick.com



@klaxonklick



@klaxonklickworld



Klaxon Mobility GmbH



Klaxon Klick



© 2023 KLAXON Mobility GmbH - Klaxon