

<p>Base Price - £1031.00</p> <p>Valid from 01.01.24 to 31.12.24 Please ensure you are using the latest order form</p>	<p>Order no.:</p> <p>-----</p>
--	--------------------------------

<input type="checkbox"/> Provide estimate only	<input type="checkbox"/> Order
--	--------------------------------

Attachment for custom fabrication enclosed

Billing address/customer number

Delivery address

Sales person	Name

	Date Signature

By placing the order, you agree to comply with the instructions for use/service manuals for accessories and products of other manufacturers when combining them with an Ottobock product, in addition to the instructions for use/service manuals of the respective Ottobock products. Also you confirm to have read, understood and accepted, our general terms and conditions. In addition, you agree, upon placing an order, to conduct your own conformity assessment or approval in accordance with national requirements if and when you implement modifications or attachments that do not meet the specifications of Ottobock instructions for use/service manuals.

Discovery Mobility base

Article number: HR3204_C

Version: Discovery Standard



Version: Discovery with Seating Options







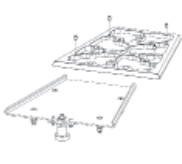

Standard equipment



Discovery Standard


- Durable steel tube construction
- Seat tilt up to 35° operated by gas compression spring
- back inclination from 0° - 30°
- 8" caster wheels, PU
- 12" rear wheels, PU
- Interface adapter / Seat plate
- car vehicle transport kit

Max. load capacity: 110 kg/242 lbs

The number codes contained in this order form are not intended to be used as article numbers for spare parts orders. Please use the spare parts catalogue for spare parts orders.



1. Frame				
Version				
SG 32	<input type="checkbox"/>	Discovery Standard*		£1031.00
SG 33	<input type="checkbox"/>	Discovery with Extended Back Canes (SD31)		£1320.00
Frame width cm/inch				
<input type="checkbox"/> 36/14,5" <input type="checkbox"/> 40/16" <input type="checkbox"/> 45/18" <input type="checkbox"/> 50/20"				
Seat depth cm/inch				
<input type="checkbox"/> 40.5/16" <input type="checkbox"/> 43.0/17" <input type="checkbox"/> 45.5/18" <input type="checkbox"/> 48.0/19"				
2. Seat interfaces				
Interface adapter				
SC 30	<input type="checkbox"/>		Parallel adapter	Inclusive
SC 32	<input type="checkbox"/>		Universal adaption (cross bars) (not available in combination with seating shell interface and foot supports assemblies)	Inclusive
SC 31	<input type="checkbox"/>		Trapezoid adapter (R82 adaption possible)	Inclusive
Seating shell interface				
SC 40	<input type="checkbox"/>		Parallel adaption (only with Parallel adapter SC 30, max. load for seating solution at frame width 36 cm = 75 kg/165 lbs, max. load for seating solution at frame width 40 – 45 cm = 100 kg/220 lbs)	£152.00
SC 41	<input type="checkbox"/>		Trapezoid adaption, complete (only with SC 31)	£201.00
Seat plate				
SA 10	<input type="checkbox"/>		Without	Inclusive
SA 11	<input type="checkbox"/>		Steel	£281.00

Seat cushion				
SA 20	<input type="checkbox"/>		Deep Contour seat cushion, wipeable	£225.00
SA 21	<input type="checkbox"/>		Terra Aquos	£275.00


Seat cushion accessories				
SA 22	<input type="checkbox"/>		Incontinence cover for Terra line	£42.00

3. Wheels, tip assist and anti-tipper

Caster wheels				
SF 05	<input type="checkbox"/>	8" pneumatic		£38.00
SF 06	<input type="checkbox"/>	8" PU		Inclusive

Drive wheels				
SG 20	<input type="checkbox"/>		12" with wheel lock	Inclusive
SG 21	<input type="checkbox"/>		12" with drum brake for attendant	£447.00

Drive wheel tyres				
SG 10	<input type="checkbox"/>	Pneumatic		£62.00
SG 11	<input type="checkbox"/>	PU		Inclusive



Wheel lock option				
SH 01	<input type="checkbox"/>		Additional wheel lock (not in combination with SG 20)	Inclusive

Frame accessories				
SA 01	<input type="checkbox"/>	Tip assist, right (only for version Discovery Standard SG 32)		£51.00
SA 02	<input type="checkbox"/>	Tip assist, left (only for version Discovery Standard SG 32)		£51.00
SA 03	<input type="checkbox"/>	Anti-tipper, right (only for version Discovery Standard SG 32)		£115.00
SA 04	<input type="checkbox"/>	Anti-tipper, left (only for version Discovery Standard SG 32)		£115.00



Information: By ordering option SD 31 „Back canes extra long, extra deep“ 2 anti-tippers are automatically mounted.

4. Back interface


Push handles/push bar

SD 07	<input type="checkbox"/>		Push handles, long	Inclusive
SD 09	<input type="checkbox"/>		Push bar, angle-adjustable with ratchet joint	£226.00


Back canes options

SD 30	<input type="checkbox"/>		With back shell connector	£203.00
SD 31	<input type="checkbox"/>		Back canes extra long (62 cm), extra deep (13 cm) (only available with SG33)	£278.00

Back options

SL 01	<input type="checkbox"/>		Tension adjustable straps	£97.00
-------	--------------------------	---	---------------------------	--------

Back upholstery


SP 20	<input type="checkbox"/>		Deep Contour back cushion, wipeable	£225.00
-------	--------------------------	---	-------------------------------------	---------

5. Leg supports






Leg support swing away, including angle adjustable foot plate(s)

SB 08	<input type="checkbox"/>		Complete assembly with single foot plate for seat shell chassis, steel (max. load for seating solution = 50 kg/110 lbs)	£348.00
SB 09	<input type="checkbox"/>		Continuously	£528.00
SB 10	<input type="checkbox"/>		Individual, 75°, composite	£314.00
SB 11	<input type="checkbox"/>		Individual, 75°, aluminum	£581.00
SB 14	<input type="checkbox"/>		Individual, for short lower leg length, max. user weight 90kg, aluminum	£379.00
SB 25	<input type="checkbox"/>		Elevating, individual, calf support, composite	£401.00
SB 26	<input type="checkbox"/>		Elevating, individual, calf strap, max. user weight 80kg, abducted, composite	£373.00

Leg support accessories



SB 70	<input type="checkbox"/>		Locking device for single-panel foot plates	£81.00
SB 71	<input type="checkbox"/>		Heel strap for individual foot plates*	£38.00
SB 72	<input type="checkbox"/>		Lateral knee pads*	£29.00

* The option heel strap for individual foot plates SB 71 cannot be combined with the foot supports SB 08 and SB 09. The Option SB 72 is only available for leg support SB 25 and SB 26.


6. Arm supports				
Arm support mounting				
SE 03	<input type="checkbox"/>		Height adjustable	£201.00
SE 04	<input type="checkbox"/>		Height/angle adjustable	£259.00
Arm support padding (only in combination with arm support mounting)				
SE 20	<input type="checkbox"/>		Short (Length = 26cm, Width = 5cm)	Inclusive
SE 21	<input type="checkbox"/>		Long (Length = 36cm, Width = 9cm)	£83.00
Arm support accessories				
SE 30	<input type="checkbox"/>		Soft padded cover for long arm support pad	£67.00
Side panel				
SE 11	<input type="checkbox"/>		Standard (only in combination with arm support mounting)	£97.00
Side panel accessories				
SE 12	<input type="checkbox"/>		Soft padded cover for side panel	£67.00
SZ 51	<input type="checkbox"/>		Therapy tray, transparent (requires arm support)	£237.00

7. Positioning support



Pelvic belts



SZ 94	<input type="checkbox"/>		Standard	£36.00
SZ 95	<input type="checkbox"/>		Padded	£141.00




Thoracic support upholstery

ST 06	<input type="checkbox"/>		Small	£31.00
ST 07	<input type="checkbox"/>		Medium	£31.00
ST 08	<input type="checkbox"/>		Large	£36.00

Thoracic support mounting kit, black

ST 02	<input type="checkbox"/>			Extended	£106.00
ST 03	<input type="checkbox"/>			Flip-away	£127.00

Head support				
SR 08	<input type="checkbox"/>		Head- and neck support (only in combination with SR 01 and SR 02)	£50.00
SR 10	<input type="checkbox"/>		Head support adjust. comfort plus, size M (only in combination with SR 03 and SR 04)	£229.00
SR 11	<input type="checkbox"/>		Head support adjust. comfort plus, size L (only in combination with SR 03 and SR 04)	£229.00

Head support mounting kit, black				
SR 01	<input type="checkbox"/>		Multi offset	£115.00
SR 02	<input type="checkbox"/>		Multi straight	£101.00
SR 03	<input type="checkbox"/>		UniLink head support hardware, 305 mm, incl. seat back mount	£296.00

8. Personal features				
SZ 50	<input type="checkbox"/>	Storage bag (strapped into the frame)		£125.00

Frame colours				
016	<input type="checkbox"/>	Silver metallic		Inclusive
003	<input type="checkbox"/>	Jet black RAL 9005		Inclusive
009	<input type="checkbox"/>	Vinho Sparkle		£77.00
010	<input type="checkbox"/>	Marine Blue		£77.00