

# The Juvo family

For more independence and flexibility

Quality for life



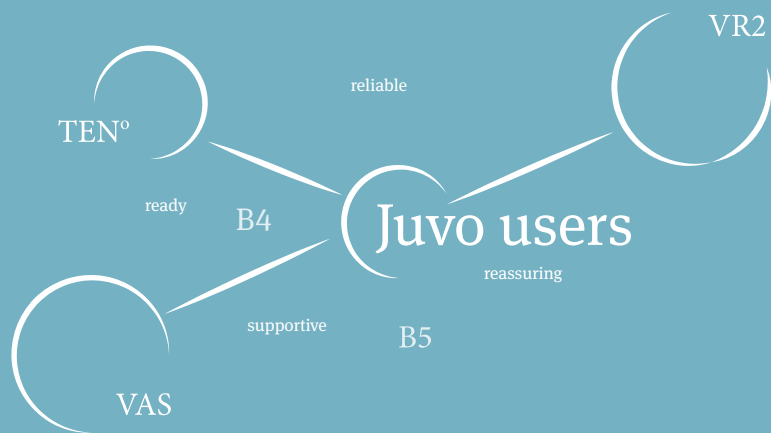




# Contents

<b>1   Juvo</b>	
Juvo family.....	5
Juvo B4.....	6
Juvo B5 / B6.....	8
<b>2   Drive types</b>	
Front-wheel drive.....	10
Mid-wheel drive.....	11
Rear-wheel drive.....	11
<b>3   Special features</b>	
Mid-wheel drive.....	12
<b>4   Seating solutions</b>	
Standard seat.....	14
VAS.....	15
Contour package.....	15
Seat cushions.....	16
Baxx line.....	17
Ergo Joint.....	17
<b>5   Control devices</b>	
VR2.....	18
TEN°.....	19
Special controls.....	19
The TEN° control device in detail.....	20
<b>6   Highlights</b>	
at a glance.....	22
<b>7   Safety</b>	
Slower driving on curves.....	25
Vibration compensation.....	25
Gyroscope module.....	25
Caster swivel lock.....	25
<b>8   Transportation</b>	
Transportation in a vehicle.....	26
Dahl docking system.....	26
<b>9   Convincing quality</b>	
Custom fabrication.....	28
Motors.....	29
Service.....	29
<b>9   Options and accessories</b>	
Optional accessories.....	30
Colours.....	32
Technical data.....	34





## Juvo family

Our main focus is the user. And the rehab specialist is an important link between him or her and the wheelchair, tailoring the wide range of options to the respective Juvo user's fitting needs.

During the development of the Juvo family, we placed great emphasis on individual components that could be combined with one another in a flexible manner. This means that nearly all of the components can be used across the entire series.

Among others, the new features include a mid-wheel drive version, a variable adaptable seat – VAS for short – and the TEN° control device.

The modular design of the Juvo family offers almost boundless possibilities for assembling custom-made devices, from the basic model to the high-end version.





#### Juvo B4 standard equipment\*

- 6 km/h, 4-pole motors
- Drive wheel suspension
- Standard seat with seat cushion and mechanical back support angle adjustment up to 30°
- Lap belt for positioning
- Removable side panel with soft arm support and double profile
- Swing-away leg supports
- Easy to service, low-maintenance AGM batteries
- Joystick control with the ability to operate two power functions
- LED lighting according to German Motor Vehicle Safety Standards (StVZO)

\* May vary depending on market



## Juvo B4

### **The entry-level model**

The rear-wheel drive Juvo B4 uses the components of the Juvo family. This makes spare parts management and retrofitting extremely straightforward, flexible and economical – for example in case of reuse. Thanks to its modular design and the available options, there are numerous possibilities for assembling a modern, customised device.

# Juvo B5 / B6



## **For complex challenges**

The B5/B6 models of the Juvo family meet the requirements of more complex and potentially non-standard challenges. In cooperation with therapists and users, we paid special attention to ergonomics and support for all-day use as well as self-explanatory functions in the course of everyday operation. The B5/B6 models offer solutions aimed at regaining mobility quickly with the unique “Quick Mobile” concept. Excellent serviceability with an appealing design and colour concept complete the image.





#### Juvo B5/B6 standard equipment\*

- Front-, rear-, or mid wheel drive in two different chassis sizes
- 6 km/h, 4-pole motors
- Weight-dependent drive wheel suspension for optimal damping and comfort
- Automatic circuit breaker in easy to reach location
- Standard seat with seat cushion and mechanical back support angle adjustment (continuous up to 30°)
- Lap belt for positioning
- Removable side panel with soft arm support and double profile
- Swing-away leg supports
- Maintenance-free AGM batteries
- Driving control with the ability to operate two power seat functions
- LED lighting according to German Motor Vehicle Safety Standards (StVZO)

\* May vary depending on market

# Drive types

When choosing the respective model, it is important to consider the environment, everyday life and overall needs of the user.

Will the Juvo be used mostly indoors or outdoors? Will vehicles or public transportation be used? Does the user have experience with electromobility? Do age and body height play a role?

## Features

- Powder-coated die cast swing arms
- Battery case core in two sizes
- Dual motor suspensions
- Single-wheel suspension
- Flip-up service opening
- "Quick Mobile" concept



## Front-wheel drive

The Juvo can easily overcome obstacles such as curbs thanks to its large drive wheels.

It also offers good transfer possibilities and manoeuvrability for the user. The wheelchair has a relatively small turning radius during the typical 90° turn and the ability to drive especially close to objects such as furniture or desks.

## Benefits

- Compact design
- Very small turning radius
- Good curb climbing ability
- Drives up close to objects
- Good overview in front of the wheelchair
- Good leg positioning

Not available for Juvo B4.

## Mid-wheel drive

Incomparable driving characteristics for all fields of application. The single-wheel suspension and torsion drive system form the basis for this intuitive drive type. Thanks to the direct pivot point, safe handling is possible even with more complex forms of input.

### Benefits

- Intuitive movement and driving thanks to central pivot point
- Maximum stability against tipping
- Optimum weight distribution
- Low centrifugal forces

Not available for Juvo B4.



## Rear-wheel drive

We have continually developed the classic drive system for Ottobock power wheelchairs: the result is the best traction and enhanced safety, even at higher speeds.

Furthermore, the rear-wheel drive offers numerous variations when it comes to speed and features, and the design also permits optimum force distribution on various surfaces. Thanks to its directional stability, the Juvo with rear-wheel drive is ideally suited for outdoor use and for users with little experience.

### Benefits

- Excellent directional stability, even at higher speeds
- Flexible centre of gravity distribution
- Good drive wheel traction when driving up and down slopes

# Mid-wheel drive



## **Intuitive and safe**

The Juvo with mid-wheel drive and patented traction assist, the torsion drive system, is ideal for indoor and outdoor use: highly manoeuvrable 360° performance for indoors and stability thanks to optimum weight distribution for outdoors. Dynamic and controlled driving characteristics mean that the user can easily navigate curbs and gutters in urban environments.

Natural rotation around the wheelchair's own axis is also made easy since the pivot point is located directly under the driver. Thanks to these intuitive driving characteristics offered by the Juvo, even less experienced users can manoeuvre safely after a short time.



- 1 Single-wheel suspension**  
The weight-dependent full suspension offers incomparable driving comfort and enhanced safety for the user. It reduces the transmission of vibrations to the body, promotes a good body posture and enhances the overall sense of well-being.
  
- 2 Torsion drive system**  
The Juvo's patented chassis design ensures that adequate ground contact is maintained at all times. Flexible torsion characteristics further enhance driving comfort.

# Seating solutions

Good seating solutions need to fit well and take the individual requirements of each user into account.

Every user has unique, individual requirements when it comes to seating solutions. Accommodating these requires customised solutions that allow for combinations between different wheelchairs and seating systems.



## Standard seat

### Numerous possibilities

The standard seat offers a wide range of possible settings and the seat width and seat depth can be individually adapted to the user. It is available in four sizes.

Individually adjusting the back support upholstery is easy thanks to the handy strap system. Plus, lateral pockets offer the greatest possible flexibility to establish required support.

# VAS

## Easy adaptation

The new VAS (variable adaptable seat) can be adjusted to the user's body size. It comes with an adjustable padded back support and a flat seat cushion as standard equipment.

The Ergo Joint back support angle adjustment is almost entirely free from uncomfortable shear forces. The profiled seat frame holds e. g. lateral guides and adapters for means of communication such as a talker. Elevating arm supports and a broad range of leg support versions are available as options.



# Contour package

## Optimum seating comfort

Our collaboration with physiotherapists and occupational therapists has resulted in an optimally shaped seat that is available in a wide range of sizes and contours.

The front seat base is formed by the anatomically shaped seat surface, which offers a high level of lateral stability. Moulded to the shape of the thigh, the cushion helps relieve the hip joint.

An integrated "ramp" also aids the optimal positioning of the pelvis. Together with the back support pad, it helps to actively straighten the pelvis. Both components of the contour package can be combined with the standard and VAS seating solutions.

# Seating solutions

Good seating solutions should take the individual requirements of each user into account. The main focus is on improving comfort, health and functionality.

## Criteria for optimum seating solutions

- User comfort
- Functionality
- Support for targeted movements
- Safety
- Pelvis position
- Foot position
- Postural stability
- Flexible malposition
- Fixed malposition
- Tonicity
- Tissue tolerance

The Clinical Seating Molecule is a visual representation of the key factors used to identify and prioritise an optimal seating solution.



For further information about the Seating Molecules and our seating solutions, please see the seat cushion brochure (646D1084) and the Baxx line brochure (646D1165).



## Seat cushion

### Improved mobility of the molecules

Thanks to our experience with high-tech foams used in automotive seating, we have succeeded in developing foam-based solutions for users who need to sit for long periods. This has resulted in proven products such as our Terra line cushions.

Due to improved molecular mobility under load, the foam offers optimised pressure distribution as it cushions the thighs and the pelvis. This and the reduced shear forces also result in fewer incidences of pressure sores. A total of nine different cushion models can be selected from the Comfort, Floam and Terra lines.



## Baxx line

### Postural stability

The Baxx line consists of ergonomically shaped, rigid back shells. It offers users a high level of stability and sitting comfort for everyday use. Two different heights and three contours allow for individual adaptation to the respective requirements. The top of the back is padded to make sitting especially comfortable.

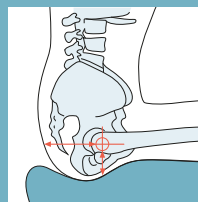
The aluminium back shell is available in a variety of colours. The Baxx line products can be combined with the VAS.



## Ergo Joint

### Avoid unpleasant shear forces

Various methods can be used to adjust the back support angle without irritating shear forces. In the VAS, we aligned the mechanical pivot point with the natural hip pivot point. The resulting axis prevents the back support from pulling up. This means that the contoured lateral guides and, for example, the chin control mounted on the upper back support, also stay in place.



The VAS with Ergo Joint features manual or power back angle adjustment in the range of  $-5$  to  $+30^\circ$  without shear forces, with optimum fitting of the seat upholstery.

# Control devices

The quality and user friendliness of a control device not only determine driving comfort but also everyday independence. A control device with parameters tailored to the user's needs is therefore of crucial importance.

We offer two control devices to ensure that operating the Juvo is easy and comfortable in everyday life.

We offer a variety of special and environmental controls for alternative input methods.



## VR2

### All the essentials

The proven VR2 is our basic control device, which you can program to suit the personal needs of the user. The control panel is divided into a keypad, an LED display and a joystick. The charging receptacle is on the bottom.

Depending on the power options installed on the Juvo, one of two different control panel versions can be used on the power wheelchair.

# TEN°

## The ergonomics revolution

In cooperation with specialist dealers, therapists and users, we have succeeded in developing a small revolution in ergonomics: the soft hand support of the TEN° prevents premature fatigue, the innovative rotary dial with a 10° rotation angle permits fast regulation of the speed and the high resolution 3.5" colour display ensures a good overview.

A huge plus in terms of service: the housing, display and hand support with joystick can be replaced individually.

Last but not least: the standard integrated Bluetooth and infrared interface connects the control device to external communication devices quickly and reliably.



## Special controls

### From fine to coarse, anything is possible

Alternative input types can be used when standard joysticks are not the best option. A micro joystick for example can be operated by users with little force. In many cases, the micro or multi joystick is mounted on an electronic swivel arm for control with the chin or lips.

The TEN° from Ottobock is required for using special and environmental controls. It is used to operate the wheelchair, control the environment, including communication devices, and to carry out seat adjustments.

# The TEN° control device in detail

## Light sensor

The automatic light sensor detects lighting conditions in the environment and therefore ensures optimum illumination of the display and keypad.

## Display

The scratch-resistant, high resolution 3.5" colour display provides a good overview of the user interface. It features modern and easy to understand imagery.

## Inputs

Various inputs are available for On/Off and Mode.

## Housing

The aluminium housing is extremely robust and is available in various colours. Ordering the wheelchair and TEN° control device in different colours is possible as well.





### **Innovative selection wheel**

The selection wheel with 10° rotation angle offers numerous possibilities: for example, the tetra-lever can be freely attached to ensure it is in the best position for the respective user. The centre keypad can be individually programmed as well.

### **Interfaces**


Environmental control works via a Bluetooth or infrared interface.

### **Joystick and support**

The ergonomic joystick and soft hand support promote secure positioning and prevent fatigue.

**Economical and fast service: three individually replaceable parts**

# Highlights at a glance



## TEN° control device

Comfortable and fast operation of all control functions via integrated Bluetooth and infrared interface as well as high resolution 3.5" colour display.




## Driver assistance

The caster wheel swing arm with the right suspension enhances comfort and adds a dash of colour. With front-wheel drive, the swing arm can also be equipped with assistance for directional stability.



## Weight-dependent suspension

Various suspension packages are available depending on the load and the needs and preferences of the user.



## Magnetic LED lighting

Clear light, clear design. The clear glass LED lamps are attached with a magnet and therefore easy to install. This protects against damage or loss.



## Automatic circuit breaker

The automatic circuit breaker turns the power off and back on – which is important for transportation, storage or airline travel. It is mounted on the front and easy to reach.





**Seat module**  
A control centre for all power options, the joystick and special controls. The seat module is easy to access and within easy reach for servicing.



**Tilt module**  
Optional 45° seat tilt with centre of gravity shifting and/or in combination with 35 cm seat height lift.



**VAS, Ergo Joint**  
Biomechanical back support angle on the VAS. Uncomfortable shear forces can thus be naturally prevented.



**Control module**  
The rear cover is easy to open. It conceals the respective driving electronics and the driver assistance module.


# Safety

The user's safety is our priority. The following elements make it easier for him or her to navigate the Juvo. In addition, active safety solutions provide the power wheelchair with special driving characteristics.



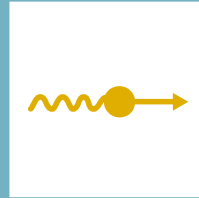
- **Anti-tippers:** These wheels ensure that the wheelchair does not tip over to the front when driving downhill or braking hard. To ensure that the front-wheel drive Juvo maintains its climbing ability, the flexible anti-tip rollers fold back when they come into contact with an obstacle, such as a curb.





## Active speed reduction

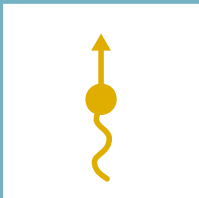
The control device can be programmed by you. Safety-relevant values that prevent the wheelchair from tipping over on curves are strictly maintained. When the control device registers a steering motion for example, the speed is automatically reduced.



## Vibration compensation

The proper positioning of the input module is particularly important in the case of chin, lip or dental control. Precise adjustment is essential for fatigue-free driving.

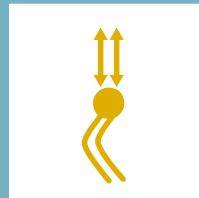
In particular, this should also be ensured in case of vibrations, for example due to cobblestones. Our joysticks can detect these if desired and adjust the driving speed automatically.



## Automatic straight-ahead

The stabilisation program maintains the wheelchair's directional stability while permitting precise manoeuvring and avoids frequent steering corrections.

We also recommend the gyroscope when digital inputs are used. It is part of the standard equipment of the front-wheel drive Juvo in conjunction with the TEN° control device.



## Caster swivel lock

With the caster swivel lock, the caster wheels remain in their straight-ahead position. This allows the user to suppress steering movements that are difficult to control.

These occur when changing the driving direction, for example while driving backwards to exit a lift or on ramps. The lock can be ordered as an option.

# Transportation

## Transportation in a vehicle for transporting persons with reduced mobility

### A safe arrival

All Juvo drive versions are tested and approved according to ISO 7176-19 for transporting the user in a vehicle while sitting in the wheelchair.

Numerous head supports have now also been approved to remain on the wheelchair during transportation. For further information and possibilities, consult our technical field service, sales consultants, or visit [www.ottobock.com](http://www.ottobock.com).



## Dahl Docking System\*

The docking system from Dahl Engineering is offered and installed by many vehicle retrofitters. It allows power wheelchairs with a net weight of up to 200 kg to be safely positioned in the vehicle, regardless of the user weight. Users of power and manual wheelchairs can be positioned behind the steering wheel as the driver or elsewhere in the vehicle. All Juvo mobility bases are prepared and tested for accepting Dahl adapters. This system is also approved in combination with our Recaro seats.

\* Available from July 2018



# Convincing quality

Ottobock and “Made in Germany” quality have been closely linked from the very first. We set high standards for reliability and accuracy during development and fabrication. Before we release a product for official tests, for example by TÜV, we increase what are called stress tests to at least double the values in our internal testing. Our products are therefore among the most reliable on the market.

All products undergo a unique 100-hour test during the development phase. An independent engineer subjects them to driving tests under maximum load with above-average inclines and under real conditions. These results help us perfectly coordinate the drive train consisting of the control device, motors and batteries and enable us to provide realistic values, for example for the driving distance range and climbing ability.



## Custom fabrication

The sophisticated modular design of the Juvo power wheelchair helps us reach many users with very specific requirements.

Our goal is to meet the user's individual wishes, making everyday life easier on the journey to greater independence. With your help, we make the seemingly impossible possible.

## Motors

Users subject the Juvo to various challenges. In order to master these, we offer two motor packages for the Juvo: performance and high performance.

The drives are tailored to the control electronics and distribute forces evenly, including at low speeds. Selecting the right motor depends on the overall weight, environment and possible sports activities as well.



## Service

To ensure consistent driving characteristics and a long service life of the Juvo, we recommend a thorough annual inspection by a service specialist. Another useful tip: the battery of all Juvo B5/B6 wheelchairs can be replaced quickly and easily by flipping the seat over.

### **Quick mobile – replacing the drive unit**

In the unlikely case that you, the technician, are unable to immediately restore the operability of the Juvo, the user will not have to do without their usual seat and its customised add-on components during the repair. The chassis and seat of the Juvo B5/B6 are simple to separate, which means you can easily replace the drive unit for the duration of the repair.

# Options and accessories

The Juvo wheelchair features a number of extras and options, which we present below.



• Magnetic LED lighting



• 350 mm seat lift



• 12-/24 V connection (1), USB charging receptacle (2)



• Mechanical steering caster lock



• Beverage holder



• Belts




45° electric seat tilt



30° electric back support angle adjustment




Electrically elevating leg supports



Vehicle transportation kit



Luggage carrier



Curb climbing assist



Head supports




Pocket for mobile phone




Attendant control

# Colours

## RAL colours (powder coating)



White RAL 9016



Cream RAL 9001




Yellow RAL 1023




Signal red RAL 3001



Pink RAL 4010



Jet black RAL 9005



Jet black RAL 9005 matte

## Effect colours (powder coating)



Sparkle light orange



Candy red



Vinho sparkle



Ice blue



Sparkle granny-smith



Marine blue



Silver metallic



Anthracite metallic



Shimano matte

### NOTICE

Before preparing the printing data, please adapt the dots in the table to the established country configuration for the respective model:

Option without upcharge (dot: Ottobock Blue) or option with upcharge (dot: Ottobock Greyish Brown)

	White RAL 9016	Cream RAL 9001	Yellow RAL 1023	Signal red RAL 3001	Pink RAL 4010	Jet black RAL 9005	Jet black RAL 9005 matte	Sparkle light orange	Candy red	Vinho sparkle	Ice blue	Sparkle granny-smith	Marine blue	Silver metallic	Anthracite metallic	Shimano matte
Juvo B5/B6	●	●	●	●	●	●	●	●	●	●	●	●	●	●	●	●
Juvo B4 configurable	●						●					●	●			

- Option without upcharge
- Option with upcharge



## Housing of the TEN° control device

The high-quality aluminium housing of the TEN° control device is now available in the wheelchair colour for the first time. Another option is a combination of different colours for the wheelchair and TEN° control device.



Illustration shows coloured cover on Juvo B4

## Swing arm or coloured cover

Coloured accents can be added to the Juvo B5/B6 by ordering the swing arms, designer plate or luggage carrier in the same colour. A personal touch can be added to the Juvo B4 by installing the additional coloured cover and the designer plate. A total of 16 colours are available depending on the model.

## Baxx line

The complete Baxx line is available in the wheelchair colours as well as additional colours. We offer this large selection of colours exclusively for the Juvo family so the power wheelchair can be even further customised.



# Technical data

## Options/accessories matrix

### NOTICE

Before preparing the printing data, please adapt the dots in the table to the established country configuration for the respective model: standard equipment (dot: Ottobock Blue) or option (dot: Ottobock Greyish Brown)

	B5 / B6 front-wheel drive	B5 / B6 mid-wheel drive	B5 / B6 rear-wheel drive	B4 configurable rear-wheel drive
<b>Mobility base sizes</b>				
Exterior width 585 mm (maximum load 140 kg)				●
Exterior width 595 mm (maximum load 140 kg)				●
Exterior width 600 mm (maximum load 140 kg)	●	●	●	
Exterior width 640 mm (maximum load 160 kg)	●	●	●	
<b>Weight when empty</b>				
From	120 kg	120 kg	120 kg	93.5 kg
<b>Speeds</b>				
6 km/h	●	●	●	●
7.2 km/h	●	●	●	●
10 km/h	●	●	●	●
14 km/h			●	
<b>Rated battery capacities</b>				
AGM 53 Ah (C5), 62 Ah (C20)	●	●	●	●
Gel 63 Ah (C5), 74 Ah (C20)	●	●	●	●
AGM 63 Ah (C5), 74 Ah (C20)	●	●	●	
AGM 75 Ah (C5), 80 Ah (C20)	●	●	●	
<b>Battery chargers*</b>				
5A, with fan				●
8A, fanless (only for 53 Ah batteries)	●	●	●	●
10 A, fanless, IP44	●	●	●	●
12 A incl. external charging receptacle (mounted on right side)	●	●	●	●
<b>Max. charging time</b>				
12 h	●	●	●	●
<b>Range (according to ISO 7176-4) up to</b>				
25 km	●	●	●	
35 km	●	●	●	●
45 km	●	●	●	●
<b>Control devices with lighting according to German Motor Vehicle Safety Standards (StVZO)</b>				
VR2 70 A				●
VR2 90 A	●	●	●	●
R-net LED-L 90 A				●
TEN° 90 A				●
TEN° 120 A	●	●	●	
Special and environmental controls	●	●	●	
<b>Drives</b>				
Performance 4-pole motors	●	●	●	●
High-performance 4-pole motors	●	●	●	●

● Standard equipment    ● Option

\*Depending on the chosen battery

## NOTICE

Before preparing the printing data, please adapt the dots in the table to the established country configuration for the respective model: standard equipment (dot: Ottobock Blue) or option (dot: Ottobock Greyish Brown)

	B5/B6 front-wheel drive	B5/B6 mid-wheel drive	B5/B6 rear-wheel drive	B4 configurable rear-wheel drive
<b>Obstacle climbing ability height</b>				
50 mm				●
65 mm		●	●	
85 mm (with curb climbing assist and 9" caster wheels)				●
90 mm (with curb climbing assist and 10" caster wheels)				●
100 mm	●		●	
<b>Climbing ability (according to ISO 7176-2)</b>				
7°/12%				●
10°/17%	●	●	●	
<b>Minimum turning radii (according to ISO 7176-5) from</b>				
750 mm	●	●		
800 mm				●
965 mm			●	
<b>Driver assistance</b>				
Mechanical track stabiliser	●			
Electronic (gyro module)	●	●	●	●
<b>Seat heights (measured from floor to top of seat plate)</b>				
Standard seat Junior, 410 – 570 mm	●	●	●	●
Standard seat small, large, XL, 410 – 570 mm	●	●	●	●
VAS, 430–570 mm	●	●	●	●
<b>Seat widths</b>				
Standard seat Junior, 340 – 400 mm	●	●	●	●
Standard seat small, large, 380 – 480 mm	●	●	●	●
Standard seat XL, 500 – 560 mm	●	●	●	●
VAS, 380–540 mm	●	●	●	●
<b>Seat depths</b>				
Standard seat Junior, 340–400 mm	●	●	●	●
Standard seat small, large, 380–500 mm	●	●	●	●
Standard seat XL, 420–500 mm	●	●	●	●
VAS, 380 – 580 mm	●	●	●	●
<b>Back support heights</b>				
Standard seat Junior, 370/420/470 mm	●	●	●	●
Standard seat small, large, 450/500/550 mm	●	●	●	●
Standard seat XL, 450/500/550 mm	●	●	●	●
VAS, 450/500/550 mm	●	●	●	●
<b>Back support angle adjustments</b>				
Standard seat mechanical: 0/10/20/30°, -9/1/11/21°	●	●	●	●
VAS mechanical: -5/0/10/20/30°	●	●	●	●
Standard seat and power VAS: 0° to +30°	●	●	●	●

● Standard equipment    ● Option

# Technical data

## Options/accessories matrix

### NOTICE

Before preparing the printing data, please adapt the dots in the table to the established country configuration for the respective model: standard equipment (dot: Ottobock Blue) or option (dot: Ottobock Greyish Brown)

	B5 / B6 front-wheel drive	B5 / B6 mid-wheel drive	B5 / B6 rear-wheel drive	B4 configurable rear-wheel drive
<b>Electric seat adjustments</b>				
Seat tilt 20°				●
Seat tilt 45° (with centre of gravity shifting)	●	●	●	●
Seat height adjustment 350 mm	●	●	●	●
Seat height adjustment 350 mm with 45° seat tilt (with centre of gravity shifting)	●	●	●	●
<b>Seat inclination</b>				
-3° / 0° / 3° / 6° / 9°	●	●	●	●
<b>Arm support heights</b>				
227.5 – 400 mm (standard seat)	●	●	●	●
205 – 245 mm (standard seat Junior)	●	●	●	●
200 – 360 mm (VAS)	●	●	●	●
<b>Lower leg lengths</b>				
150 – 540 mm	●	●	●	●
<b>Ottobock seat cushion range</b>				
Black cover (cushion thickness 50 mm)	●	●	●	●
Incontinence cover	●	●	●	●
Terra, Terra Aquos, Terra Flair (max. load 150 kg, cushion thickness 60 mm)	●	●	●	●
Z-Flo (max. load 150 kg, cushion thickness 70 mm)	●	●	●	●
Cloud (cushion thickness 110 mm)	●	●	●	●
Advantage (max. load 125 kg, cushion thickness 80 mm)	●	●	●	●
Contour seat (cushion thickness flat 70 mm, deep 90 mm)	●	●	●	●
<b>Back support version</b>				
Back support upholstery, adaptable	●	●	●	●
Contour back support pad flat/ deep/ adaptable contoured (seat depth reduction by approx. 20 mm)	●	●	●	●
Baxx aluminium flat top back support (maximum load 113 kg, seat depth reduction by approx. 20 mm)	●	●	●	●
<b>Ottobock head support range</b>				
Head and neck supports (various versions)	●	●	●	●
<b>Ottobock belt range</b>				
Chest belt/ shoulder harness	●	●	●	●
Lap belts (various versions)	●	●	●	●
<b>Leg supports</b>				
Mechanical angle adjustment	●	●	●	●
Power angle adjustment	●	●	●	●
<b>Caster fork/ swing arm</b>				
Suspension	●	●	●	●
No suspension	●	●	●	●

● Standard equipment    ● Option

## NOTICE

Before preparing the printing data, please adapt the dots in the table to the established country configuration for the respective model: standard equipment (dot: Ottobock Blue) or option (dot: Ottobock Greyish Brown)

	B5 / B6 front-wheel drive	B5 / B6 mid-wheel drive	B5 / B6 rear-wheel drive	B4 configurable rear-wheel drive
<b>Caster wheels</b>				
6" polyurethane, puncture-proof		●		
8" polyurethane, puncture-proof				●
9" pneumatic, puncture-resistant	●		●	●
9" polyurethane, puncture-proof	●		●	●
10" pneumatic, puncture-resistant	●		●	●
10" polyurethane, puncture-proof	●		●	●
<b>Drive wheels</b>				
12" polyurethane, puncture-proof				●
14" pneumatic, puncture-resistant	●	●	●	●
14" polyurethane, puncture-proof	●	●	●	●
<b>Tyre colour</b>				
Grey	●	●	●	●
Black	●	●	●	●
<b>Tread pattern</b>				
Rib tread (tyre colour grey only)	●	●	●	●
Lugs	●	●	●	●
Caster wheels with rib tread, drive wheels with lug tread	●	●	●	●
<b>Accessories</b>				
Pocket for mobile phone	●	●	●	●
Luggage carrier	●	●	●	●
Crutch holder	●	●	●	●
Rear view mirror	●	●	●	●
Tool kit	●	●	●	●
Beverage holder	●	●	●	●
Airman pump	●	●	●	●
External horn	●	●	●	●
Tray	●	●	●	●
Push handles for VAS	●	●	●	●
Lateral leg pad for mechanical and power elevating leg supports	●	●	●	●
External power supply receptacles: 12 V, 24 V, USB charging receptacle	●	●	●	●
Attendant control	●	●	●	●
Easywave wireless module	●	●	●	
<b>LED lighting (secured by magnet)</b>				
Automatic front light (mounted on right side)	●	●	●	●
Front and rear lights with flashers (in accordance with German Motor Vehicle Safety Standards (StVZO))	●	●	●	●
<b>Mobility base accessories</b>				
Splash guard for drive wheels	●	●	●	●
Splash guard for caster wheels	●	●	●	●
Rear marker plate (in accordance with German Motor Vehicle Safety Standards (StVZO))	●	●	●	●

● Standard equipment    ● Option

# Technical data

## Options/accessories matrix

### NOTICE

Before preparing the printing data, please adapt the dots in the table to the established country configuration for the respective model: standard equipment (dot: Ottobock Blue) or option (dot: Ottobock Greyish Brown)

	B5/B6 front-wheel drive	B5/B6 mid-wheel drive	B5/B6 rear-wheel drive	B4 configurable rear-wheel drive
<b>Caster wheel swivel lock</b>				
Mechanical	•		•	•
<b>Mobility base safety accessories</b>				
Curb climbing assist			•	•
Vehicle transportation kit (in accordance with ISO 7176-19)	•	•	•	•



┌  
With compliments from:  
└

┌  
└

**Trademarks**

All product names mentioned in this document are subject without restriction to the respective applicable trademark laws and are the property of the respective owners.

All brands, trade names or company names mentioned herein may be registered trademarks and are the property of the respective owners.

Should trademarks used in this accompanying document fail to be explicitly identified as such, this does not justify the conclusion that the respective designation is free of third-party rights.

In addition to the product options offered, please see the respective product order form for more options.