

Power wheelchair **Juvo B7 MWD** **490E75=2_AS01_C.**

Customer

Cust. no.

Name

Street no.

PC, city

Shipping address (if different from customer address)

Name

Street no.

PC, city

Com.

Name _____

Date _____

Signature _____

Cost estimate

Order

Attachment for custom fabrication enclosed



Price: £13028.00

valid from 03.06.2024 - 31.12.2024

max. load capacity: 160 kg (standard equipment)

By placing the order, you agree to comply with the instructions for use/service manuals for accessories and products of other manufacturers when combining them with an Ottobock product, in addition to the instructions for use/service manuals of the respective Ottobock products. Also you confirm to have read, understood and accepted, our general terms and conditions. In addition, you agree, upon placing an order, to conduct your own conformity assessment or approval in accordance with national requirements if and when you implement modifications or attachments that do not meet the specifications of Ottobock instructions for use/service manuals.

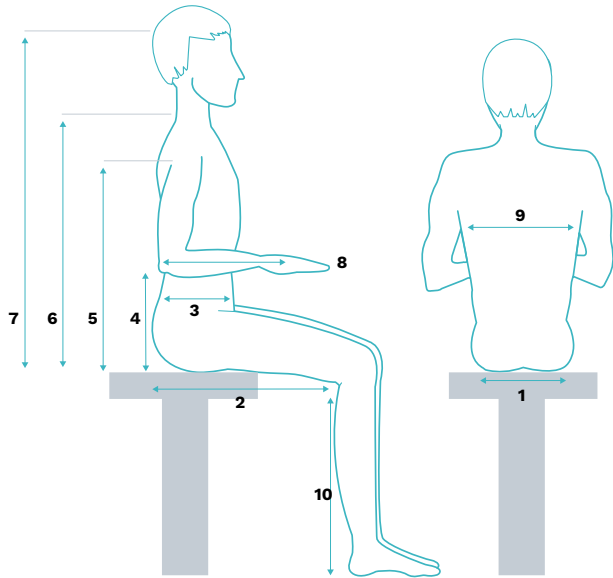
The number codes contained in this order form are not intended to be used as article numbers for spare parts orders.
Please use the spare parts catalogue for spare parts orders.

Power wheelchair **Juvo B7 MWD** **490E75=2_AS01_C.**

Basic data (voluntary information)

Gender male female divers

Indication



Mandatory information*

- User height [cm]
- User weight [kg]
- 1** Seat width [cm]
- 2** Seat depth [cm]
- 3** Trunk depth [cm]
- 4** Arm support height [cm]
- 5** Armpit height [cm]
- 6** Shoulder height [cm]
- 7** Head height [cm]
- 8** Forearm length to middle of palm
- 9** Trunk width [cm]
- 10** Lower leg length [cm]

* This information will help to support user-oriented settings and product development. Ottobock guarantees the confidential and purely internal use of these data.

Product classification

EA002 **Category B (In-/Outdoor)** (electric lighting mandatory in Europe) Inclusive

Drive type

EA006 **Mid-wheel drive (MWD)** see exclusions 2.1 £13028.00

Max. user weight (user + personal luggage, information required for chassis suspension)

User weight in kg 30 40 50 60 70 80 90
 100 110 120 130 140 150 160

Seating system

Advanced Power Seat APS, max. user weight 160 kg
 (SW 32...56 cm, SD 30...56 cm, adjustable in 2 cm increments, BH 56 cm; biomechanical powered back support and central mounted powered leg support, included)

Settings for APS

Seat width SB in cm	<input type="radio"/> 32	<input type="radio"/> 34	<input type="radio"/> 36	<input type="radio"/> 38	<input type="radio"/> 40	<input type="radio"/> 42	<input type="radio"/> 44
	<input type="radio"/> 46	<input type="radio"/> 48	<input type="radio"/> 50	<input type="radio"/> 52	<input type="radio"/> 54	<input type="radio"/> 56	
Seat depth ST in cm	<input type="radio"/> 30	<input type="radio"/> 32	<input type="radio"/> 34	<input type="radio"/> 36	<input type="radio"/> 38	<input type="radio"/> 40	<input type="radio"/> 42
	<input type="radio"/> 44	<input type="radio"/> 46	<input type="radio"/> 48	<input type="radio"/> 50	<input type="radio"/> 52	<input type="radio"/> 54	<input type="radio"/> 56
Back support width BW in cm	<input type="radio"/> 30	<input type="radio"/> 32	<input type="radio"/> 34	<input type="radio"/> 36	<input type="radio"/> 38	<input type="radio"/> 40	<input type="radio"/> 42
	<input type="radio"/> 44	<input type="radio"/> 46	<input type="radio"/> 48	<input type="radio"/> 50	<input type="radio"/> 52	<input type="radio"/> 54	<input type="radio"/> 56

Lower leg length LLL in cm (23 ... 44 cm, without seat cushion)

Power wheelchair **Juvo B7 MWD** **490E75=2_AS01_C.**

Seat cushion

<input type="radio"/>	EC011	Without seat cushion	Inclusive
<input type="radio"/>	EC037	Contour², flat contoured (seat cushion thickness front 8 cm, rear 5 cm, Dartex fabric cover) see exclusions 8.1)	£371.00
<input type="radio"/>	EC038	Contour², deep contoured (seat cushion thickness front 10 cm, rear 5 cm, Dartex fabric cover) see exclusions 8.1)	£371.00
<input type="radio"/>	EC014	Terra (up to 150 kg; seat cushion thickness 6 cm) see exclusions 8.2) 8.3)	£215.00
<input type="radio"/>	EC015	Terra Aquos (up to 150 kg; seat cushion thickness 6 cm) see exclusions 8.2) 8.3)	£253.00
<input type="radio"/>	EC016	Terra Flair (up to 150 kg; seat cushion thickness 6 cm) see exclusions 8.2) 8.3)	£395.00
<input type="radio"/>	EC035	Evoflair (max. user weight 200 kg; seat cushion thickness 8 cm) see exclusions 8.5)	£272.00
<input type="radio"/>	EC018	Cloud (seat cushion thickness 11 cm) see exclusions 8.6)	£571.00

Please refer to our seat cushion brochure for information on additional seat cushions.

Accessories for seat cushion Contour² see exclusions 9.0)

<input type="radio"/>	EC039	Incontinence barrier (enclosed)	£28.00
-----------------------	-------	--	--------

Back support version

<input type="radio"/>	ED056	Contour², flat contoured (pad thickness at rear 4 cm , Dartex fabric cover) see exclusions 10.1)	£488.00
<input type="radio"/>	ED057	Contour², deep contoured (pad thickness at rear 4 cm , Dartex fabric cover) see exclusions 10.1) 10.4)	£488.00
<input type="radio"/>	ED052	Ottobock back support adapter for assembly of alternative back supports see exclusions 10.2)	£522.00
<input type="radio"/>	ED036	Baxx aluminium flat top back support (incl. Ottobock back support adapter) see exclusions 10.1) 10.3)	£541.00

Back support height for Contour² see exclusions 11.0) 11.1)

<input type="radio"/>		65 cm (pad length 46 cm) see exclusions 11.2)	
<input type="radio"/>		75 cm (pad length 56 cm) see exclusions 11.2)	

Accessories for back support version Contour² see exclusions 11.0)

<input type="radio"/>	ED039	Side panels (possible only in combination with deep contoured back support pad) see exclusions 12.1)	£60.00
<input type="radio"/>	ED040	Lumbar support (possible only in combination with flat and deep contoured back support pad)	£43.00
<input type="radio"/>	ED059	Adapter for UniLink trunk positioning elements (please select holders and pads from the accessories catalogue) see exclusions 12.2)	£106.00

Back support height for Baxx see exclusions 13.0) 13.1)

<input type="radio"/>		53 cm (Baxx length low 10"/25 cm, AL)	
<input type="radio"/>		61 cm (Baxx length medium 13"/33 cm, AL)	
<input type="radio"/>		69 cm (Baxx length standard 16"/41 cm, AL)	
<input type="radio"/>		74 cm (Baxx length high 18"/46 cm, AFT) see exclusions 13.2)	
<input type="radio"/>		79 cm (Baxx length extra high 20"/51 cm, AFT) see exclusions 13.2)	

Back support contour for Baxx see exclusions 13.0) 13.1)

<input type="radio"/>	ED043	Active (2,5"/6 cm) see exclusions 14.1)	Inclusive
<input type="radio"/>	ED044	Deep (4"/10 cm)	£35.00
<input type="radio"/>	ED045	Extra deep (6"/15 cm) see exclusions 14.2) 14.3)	£97.00

Power wheelchair *Juvo B7 MWD* *490E75=2_AS01_C.*

Colour for Baxx see exclusions 13.0) 13.1)

<input type="radio"/>	ED002	Anthrazit metallic	Inclusive
<input type="radio"/>	ED005	Sparkle light orange	Inclusive
<input type="radio"/>	ED009	Vinho Sparkle	Inclusive
<input type="radio"/>	ED012	Sky blue	Inclusive
<input type="radio"/>	ED013	Jet black RAL 9005 matte	Inclusive
<input type="radio"/>	ED014	Candy red	Inclusive
<input type="radio"/>	ED016	Silver metallic	Inclusive
<input type="radio"/>	ED021	Sparkle granny-smith	Inclusive
<input type="radio"/>	ED027	Shimano matte	Inclusive

Seat inclination (pre-tilt)

<input type="radio"/>	0°	Inclusive
-----------------------	----	-----------

Power seat adjustment (APS is equipped with power back support angle adjustment and power knee angle adjustment)

<input type="radio"/>	EC043	Basic (contains power, biomechanical back support angle adjustment and knee angle adjustment)	Inclusive
<input type="radio"/>	EC044	Seat tilt (same as EC043, additional power 45° posterior seat tilt with centre of gravity shifting, seat inclination 0°) see exclusions 17.0)	£1224.00
<input type="radio"/>	EC040	Transfer seat (Active Access, same as EC044, additional -15° anterior seat tilt) (only possible with switch module (EU404/EU405) and memory function (EU407), contains technical seat lift < 20 cm, does not qualify as seat height adjustment, seat inclination 0°) see exclusions 17.0) 17.1)	£1862.00
<input type="radio"/>	EC041	Seat high adjustment with tilt (Multi lift) (30 cm height adjustment, 45° posterior tilt) (anterior positions "Active Touch" and "Active Relax" possible in combination with selection of switch module (EU404/EU405) and memory function (EU407), knee pad recommended, seat inclination 0) 30 cm seat height adjustment, 45° posterior tilt) see exclusions 17.0)	£1862.00

Seat height (at 0° SN without seat cushion, suspension fully extended/without person)

Seat height in cm	<input type="radio"/> 42	<input type="radio"/> 44	<input type="radio"/> 46	<input type="radio"/> 48	<input type="radio"/> 50	<input type="radio"/> 52	<input type="radio"/> 54	<input type="radio"/> 56	<input type="radio"/> 58
-------------------	--------------------------	--------------------------	--------------------------	--------------------------	--------------------------	--------------------------	--------------------------	--------------------------	--------------------------

Head/neck supports for UniLink mounting set

<input type="radio"/>	EL033	Comfort Plus, size S	£176.00
<input type="radio"/>	EL034	Comfort Plus, size M	£157.00
<input type="radio"/>	EL035	Comfort Plus, size L	£187.00
<input type="radio"/>	EL036	Combo (3-pad), size S	£263.00
<input type="radio"/>	EL037	Combo (3-pad), size L	£272.00

UniLink accessories (may be used to compensate the distance at kyphotic head posture)

<input type="radio"/>	EL039	UniLink extension, 38 mm	£60.00
<input type="radio"/>	EL038	UniLink extension, 50 mm	£60.00
<input type="radio"/>	EL040	UniLink extension, 75 mm	£60.00
<input type="radio"/>	EL041	UniLink connection, flip-away see exclusions 12.2)	£142.00

Belts see exclusions 21.0)

<input type="radio"/>	EP002	2-point lap belt, padded, metal buckle (centrally)	Inclusive
<input type="radio"/>	EP020	Retracting 2-point lap belt with metal buckle and rewinder (buckle on side of hand module)	£146.00

Power wheelchair **Juvo B7 MWD** **490E75=2_AS01_C.**

Chest/shoulder harnesses (included for installation by dealer)

<input type="radio"/>	EP005	Dynamic harness, size S	£155.00
<input type="radio"/>	EP006	Dynamic harness, size M	£155.00
<input type="radio"/>	EP007	Dynamic harness, size L	£153.00
<input type="radio"/>	EP008	Sternum harness, size S	£153.00
<input type="radio"/>	EP009	Sternum harness, size M	£147.00
<input type="radio"/>	EP010	Sternum harness, size L	£147.00
<input type="radio"/>	EP011	Slimline sternum harness, size S	£151.00
<input type="radio"/>	EP012	Slimline sternum harness, size M	£145.00
<input type="radio"/>	EP013	Slimline sternum harness, size L	£145.00
<input type="radio"/>	EP014	Shoulder harness, size S	£142.00
<input type="radio"/>	EP015	Shoulder harness, size M	£159.00
<input type="radio"/>	EP016	Shoulder harness, size L	£157.00

For more UniLink positioning aids, ask our sales team or take a look at the positioning elements catalogue.

APS accessories

<input type="checkbox"/>	ES099	Back support bar	£134.00
<input type="checkbox"/>	ES100	Multi bar on back support bar see exclusions 23.1)	£33.00
<input type="checkbox"/>	ES101	Multi bar on back support version Contour ² , left see exclusions 11.0)	£33.00
<input type="checkbox"/>	ES102	Multi bar on back support version Contour ² , right see exclusions 11.0)	£33.00
<input type="checkbox"/>	ES302	Lateral thigh, size M (1 pair with Unilink mounting hardware, multi-axis adjustable) see exclusions 12.2) 23.2)	£732.00
<input type="checkbox"/>	ES303	Lateral thigh, size S (1 pair with Unilink mounting hardware, multi-axis adjustable) see exclusions 12.2) 23.3)	£722.00
<input type="checkbox"/>	ES304	Knee pad (recommended for "Active Touch")	£445.00
<input type="checkbox"/>	ES300	Transfer handle, left	£80.00
<input type="checkbox"/>	ES301	Transfer handle, right	£80.00

Arm support, flip-up, right

<input type="radio"/>	EE040	Short pad (27 cm)	Inclusive
<input type="radio"/>	EE041	Long pad, (37 cm)	Inclusive
<input type="radio"/>	EE042	Channel Arm support, medium (29 cm) see exclusions 12.2)	£13.00
<input type="radio"/>	EE043	Channel Arm support, medium, with hand support, flat (29 cm + 18 cm) see exclusions 12.2)	£43.00
<input type="radio"/>	EE044	Channel Arm support, medium, with hand support, concave (29 cm + 20 cm) see exclusions 12.2)	£50.00
<input type="radio"/>	EE045	Channel Arm support, long, one-piece (46 cm) see exclusions 12.2)	£13.00
<input type="radio"/>	EE046	Channel Arm support, long, with hand support, flat (35,5 cm + 23 cm) see exclusions 12.2)	£50.00
<input type="radio"/>	EE047	Channel Arm support, long, with hand support, concave (35,5 cm + 23,5 cm) see exclusions 12.2)	£57.00

Arm support accessories, right

<input type="checkbox"/>	EL023	Upholstery cover for arm support, wipeable see exclusions 25.1)	£38.00
<input type="checkbox"/>	EE048	Unilink elbow support see exclusions 25.2)	£382.00
<input type="checkbox"/>	ES104	Multi bar on arm support	£75.00

Power wheelchair **Juvo B7 MWD** **490E75=2_AS01_C.**

Arm support, flip-up, left

<input type="radio"/>	EE050	Short pad (27 cm)	Inclusive
<input type="radio"/>	EE051	Long pad, (37 cm)	Inclusive
<input type="radio"/>	EE052	Arm support, medium (29 cm) see exclusions 12.2)	£13.00
<input type="radio"/>	EE053	Arm support, medium, with hand support, flat (29 cm + 18 cm) see exclusions 12.2)	£38.00
<input type="radio"/>	EE054	Arm support, medium, with hand support, concave (29 cm + 20 cm) see exclusions 12.2)	£52.00
<input type="radio"/>	EE055	Arm support, long, one-piece (46 cm) see exclusions 12.2)	£13.00
<input type="radio"/>	EE056	Arm support, long, with hand support, flat (35,5 cm + 23 cm) see exclusions 12.2)	£45.00
<input type="radio"/>	EE057	Arm support, long, with hand support, concave (35,5 cm + 23,5 cm) see exclusions 12.2)	£50.00

Arm support accessories, left

<input type="checkbox"/>	EL024	Upholstery cover for arm support, wipeable see exclusions 27.1)	£38.00
<input type="checkbox"/>	EE058	Unilink elbow support see exclusions 27.2)	£445.00
<input type="checkbox"/>	ES103	Multi bar on arm support	£75.00

Foot plate version

<input type="radio"/>	EB015	Individual, aluminium foot plate, large	Inclusive
<input type="radio"/>	EB016	Individual, aluminium foot plate, small (max. user weight 100 kg)	Inclusive

Leg support accessories

<input type="checkbox"/>	EB021	Calf pad, angle-adjustable (pair)	£176.00
<input type="checkbox"/>	EB030	Medial foot guide	£45.00
<input type="checkbox"/>	EB031	Lateral foot guide	£45.00
<input type="checkbox"/>	EB032	Foot straps (pair)	£7.00
<input type="checkbox"/>	EB033	Protection wheel (pair) see exclusions 29.1)	£15.00

Batteries

<input type="radio"/>	EU500	Gel 62 Ah (C5) / 79,6 Ah (C20) Basic	Inclusive
<input type="radio"/>	EU032	Gel 63 Ah (C5) / 74 Ah (C20) (MK batteries)	£275.00

Battery charger

<input type="radio"/>	EU040	Without	Inclusive
<input type="radio"/>	EU044	10 A, without fan (IP54) see exclusions 31.1)	Inclusive
<input type="radio"/>	EU046	10 A, with fan	Inclusive
<input type="radio"/>	EU042	12 A (with magnetic charging plug, magnetic charging receptacle in hand module) see exclusions 31.2)	£129.00

Additional charging receptacle

<input type="radio"/>	EU043	External charging receptacle (magnetic, installation side right required when choosing the option without hand module) see exclusions 32.1)	£127.00
-----------------------	-------	---	---------

Caster wheel swing arm

<input type="radio"/>	EF001	Suspension	£50.00
-----------------------	-------	------------	--------

Power wheelchair *Juvo B7 MWD* *490E75=2_AS01_C.*

Caster wheels

<input type="radio"/>	EF003	6" PU puncture-proof see exclusions 34.1)	Inclusive
-----------------------	-------	---	-----------

Drive wheels

<input type="radio"/>	EG001	14" pneumatic, puncture-resistant	Inclusive
<input type="radio"/>	EG002	14" puncture-proof	£13.00

Tyre colour

<input type="radio"/>	EG011	Grey	Inclusive
<input type="radio"/>	EG012	Black	Inclusive

Tread

<input type="radio"/>	EG013	Ribs (only with tyre colour grey) see exclusions 37.1)	Inclusive
<input type="radio"/>	EG015	Caster wheels with ribs, drive wheels with lugs see exclusions 37.2)	Inclusive

Wheelchair colour

<input type="radio"/>	002	Anthrazit metallic	Inclusive
<input type="radio"/>	005	Sparkle light orange	Inclusive
<input type="radio"/>	009	Vinho Sparkle	Inclusive
<input type="radio"/>	012	Sky blue	Inclusive
<input type="radio"/>	013	Jet black RAL 9005 matte	Inclusive
<input type="radio"/>	014	Candy red	Inclusive
<input type="radio"/>	016	Silver metallic	Inclusive
<input type="radio"/>	021	Sparkle granny-smith	Inclusive
<input type="radio"/>	027	Shimano matte	Inclusive

Chassis accessories

<input type="checkbox"/>	EA011	Splash guard for caster wheels	£35.00
--------------------------	-------	--------------------------------	--------

Chassis safety accessories

<input checked="" type="checkbox"/>	ES002	Kit for transport in a car (tested in accordance to ISO 7176-19)	Inclusive
-------------------------------------	-------	--	-----------

General accessories

<input type="checkbox"/>	ES003	Pocket for mobile phone	£67.00
<input type="checkbox"/>	ES004	Luggage carrier (max. Belastung 10 kg)	£347.00
<input type="checkbox"/>	ES006	Rear-view mirror (installation opposite to control panel side or swivel mechanism for mid-tray control or ICON tray module)	£176.00
<input type="checkbox"/>	ES007	Tool kit	£60.00
<input type="checkbox"/>	ES008	Bag for oxygen bottle (for 2-litre bottle, max. capacity of 9 kg, multi bar and backpack hooks on back support bracket required) see exclusions 40.1) 43.1) 43.2)	£248.00
<input type="checkbox"/>	ES010	Beverage holder	£45.00
<input type="checkbox"/>	ES011	Airman pump see exclusions 43.3)	£191.00
<input type="checkbox"/>	ES012	Therapy tray (swivel mechanism across from hand module side) see exclusions 43.4) 43.8)	£547.00
<input type="checkbox"/>	ES023	Backpack hooks (requires multi bar on back support bar) see exclusions 40.1) 43.5)	£70.00

Power wheelchair **Juvo B7 MWD** **490E75=2_AS01_C.**

<input type="checkbox"/>	ES026	Holder for mobile phone with gooseneck (RAM® holder for mobile phones > 6") see exclusions 43.6)	£384.00
<input type="checkbox"/>	ES027	Holder for tablet with gooseneck (RAM® holder for 7-8" tablets) see exclusions 43.7)	£426.00
<input type="checkbox"/>	EU096	Hand warmer with two-hand hood (for therapy tray)	£1291.00
<input type="checkbox"/>	ES305	Backpack with Ottobock logo	£35.00
<input type="checkbox"/>	ES306	Catheter bag, large	£35.00

Receptacle for external power supply

<input type="radio"/>	ET009	USB-A-Port (mounting on left, under arm pad)	£292.00
-----------------------	-------	---	---------

Lighting

<input type="radio"/>	ES022	Without see exclusions 45.1)	Inclusive
<input type="radio"/>	ES021	Electric lighting in accordance with German Motor Vehicle Safety Standards (StVZO)	£411.00

Input device for ICON power module

<input type="radio"/>	EU402	ICON hand module, standard colour, silver metallic (HCS) (LCD colour display, connection for external buttons and USB-C port, magnetic and XLR charging receptacle) see exclusions 47.1)	Inclusive
<input type="radio"/>	EU403	ICON hand module, colour selectable (HCS) (LCD colour display, connection for external buttons and USB-C port, magnetic and XLR charging receptacle) see exclusions 47.1)	£248.00
<input type="radio"/>	EU412	ICON tray module, manual flip over (standard colour silver metallic) see exclusions 43.4) 47.2)	£1056.00
<input type="radio"/>	EU400	Without hand module (ICON LCD module with special input device, battery charger 12 A and external magnetic charging receptacle required) see exclusions 47.3)	Inclusive

Colour for ICON hand module see exclusions 48.0) 48.1)

<input type="radio"/>	EU002	Anthrazit metallic	Inclusive
<input type="radio"/>	EU005	Sparkle light orange	Inclusive
<input type="radio"/>	EU009	Vinho Sparkle	Inclusive
<input type="radio"/>	EU012	Sky blue	Inclusive
<input type="radio"/>	EU013	Jet black RAL 9005 matte	Inclusive
<input type="radio"/>	EU014	Candy red	Inclusive
<input type="radio"/>	EU021	Sparkle granny-smith	Inclusive
<input type="radio"/>	EU027	Shimano matte	Inclusive

Holder for hand module see exclusions 49.0) 49.1)

<input type="radio"/>	EU071	Swing-away in parallel, 6 cm adjustment range	Inclusive
<input type="radio"/>	EU072	Swing-away in parallel, 14 cm adjustment range	£8.00

Mounting side of holder for hand module or tray (for tray module) see exclusions 50.0) 50.1)

<input type="radio"/>		Right see exclusions 50.2)	
<input type="radio"/>		Left see exclusions 50.3)	

Joystick top

<input type="radio"/>	EU080	Fork for tetraplegics, horizontal (adjustable for hand width 70 - 90 mm) see exclusions 51.1)	£136.00
<input type="radio"/>	EU081	Stick S80 (special joystick handle 80 mm) see exclusions 51.1)	£75.00
<input type="radio"/>	EU082	Soft Ball, black covered see exclusions 51.1)	£124.00
<input type="radio"/>	EU083	Ball top, small (diameter 43 mm) see exclusions 51.1)	£99.00
<input type="radio"/>	EU084	Ball top, large (diameter 48 mm) see exclusions 51.1)	£94.00
<input type="radio"/>	EU085	Soft balls, coloured (diameter 30 mm, 4 pieces) see exclusions 51.1)	£50.00

Power wheelchair **Juvo B7 MWD** **490E75=2_AS01_C.**

External buttons (connection to the ICON hand module or ICON tray module)

<input type="radio"/>	EU067	2 Piko buttons diameter 50 mm (red/black)	£151.00
<input type="radio"/>	EU068	2 Piko buttons diameter 30 mm (red/black)	£151.00

Connection for external buttons (directly on the seat module)

<input type="radio"/>	EU433	ICON multi switch for 4 options (multiple adapter for up to 4 freely programmable options)	£129.00
<input type="radio"/>	EU434	ICON multi switch for 5-6 options (multiple adapter for up to 6 freely programmable options, with two Y switch blocks)	£169.00
<input type="radio"/>	EU435	ICON multi switch for 7-8 options (multiple adapter for up to 8 freely programmable options, with two Y switch blocks)	£211.00

ICON switch modul

<input type="radio"/>	EU404	Keypad, flat	£952.00
<input type="radio"/>	EU405	Keypad, toggle	£952.00

Memory function see exclusions 55.0) 55.1)

<input type="radio"/>	EU407	8 Memory positions programmable M1, driving position is preset and can be changed at any time; In combination with EC040 "Active Access": negative (anterior) tilt -15°, foot plate moves towards floor. In combination with EC041 same as in combination with EC040, additional: "Active Touch" (-20°/-25°/-30° anterior tilt, depending on LL and SH, see table Information and appendics) and "Active Relax" (-30° anterior tilt, back support surface 165°, leg support 175° extended) programmed in; ES304 knee pad is recommended; anterior (active) positions can only be adjusted by the specialist dealer, see exclusions 55.1)	£25.00
-----------------------	-------	--	--------

Mounting ICON switch module see exclusions 55.0) 56.0)

<input type="radio"/>	ES110	at the arm support, opposite hand module (without hand module opposite ICON LCD module) see exclusions 51.1) 56.3) 56.4) 56.5)	Inclusive
<input type="radio"/>	ES111	at the arm support, opposite hand module, swing-away (without hand module opposite ICON LCD module) see exclusions 51.1) 56.3) 56.4) 56.5)	£13.00
<input type="radio"/>	ES112	at the arm support, (fixed) in front of the hand module (not possible in combination with Keypad, toggle) see exclusions 56.1) 56.2)	Inclusive
<input type="radio"/>	ES113	at the arm support, in front of the hand module, swing-away (not possible in combination with Keypad, toggle) see exclusions 56.1) 56.2)	£13.00
<input type="radio"/>	ES114	at rear right (back support bar required) see exclusions 23.1)	Inclusive
<input type="radio"/>	ES115	at rear left (back support bar required) see exclusions 23.1)	Inclusive

Modules for ICON control unit see exclusions 57.0)

<input type="radio"/>	EU414	ICON LCD module (optical display for environmental control via IR and Bluetooth(R) required for special input devices) see exclusions 57.0)	£1101.00
-----------------------	-------	--	----------

Holder for ICON LCD module see exclusions 58.0) 58.1)

<input type="radio"/>	EU073	Standard (mounting side opposite hand module) see exclusions 58.2) 58.3)	£183.00
<input type="radio"/>	EU074	with gooseneck (mounting side opposite hand module) see exclusions 58.2) 58.3)	£307.00
<input type="radio"/>	EU048	Standard, swing-away (mounting side opposite hand module) see exclusions 58.2) 58.4)	£285.00
<input type="radio"/>	EU049	with gooseneck, swing-away (mounting side opposite hand module) see exclusions 58.2) 58.4)	£418.00
<input type="radio"/>	EU075	with gooseneck for therapy tray (enclosed)	£203.00

Power wheelchair *Juvo B7 MWD* *490E75=2_AS01_C.*

Additions for ICON LCD module see exclusions 57.0) 58.0)

<input type="radio"/>	EU408	ICON AID adapter (SCIM 9-Sub D adapter, interface for special input devices)	£527.00
<input type="radio"/>	EU409	ICON output module (for controlling external devices) see exclusions 59.1)	£1024.00
<input type="radio"/>	EU130	1 button scan control (30 mm Piko button silver, included) see exclusions 59.1)	£866.00

Special input device for ICON LCD module see exclusions 57.0) 60.0)

<input type="radio"/>	EU100	mo-Vis micro joystick (required force 10 g)	£3227.00
<input type="radio"/>	EU101	mo-Vis multi joystick (required force 50 g)	£2935.00
<input type="radio"/>	EU102	mo-Vis al-round joystick light (required force 120 g)	£2371.00
<input type="radio"/>	EU128	mo-Vis all-round joystick (required force 250 g)	£1667.00
<input type="radio"/>	EU129	mo-Vis all-round heavy duty joystick (required force 650 g)	£3207.00
<input type="radio"/>	EU150	Calibratable mini joystick (0-way, please select attachment)	£2238.00
<input type="radio"/>	EU104	Button control (for 3 or 4 buttons as driving input via adapter box, 2 additional buttons included for on/off + mode on ICON LCD module)	£549.00

Top for calibratable mini joystick see exclusions 61.0) 61.1)

<input type="radio"/>	EU131	Soft ball with elastomer	£146.00
<input type="radio"/>	EU132	Soft ball with spring, hard	£112.00
<input type="radio"/>	EU133	Soft ball with spring, soft	£112.00
<input type="radio"/>	EU134	Control knob with elastomer	£109.00

Number of buttons for button control see exclusions 62.0) 62.1)

<input type="radio"/>		3 buttons	
<input type="radio"/>		4 buttons	

Button 1 for button control (mandatory information with number of buttons for button control = 3, 4; only in combination with number of buttons for button control = 3, 4) see exclusions 63.0) 63.1)

<input type="radio"/>	EU086	Piko button diameter 50 mm red	£159.00
<input type="radio"/>	EU087	Piko button diameter 50 mm yellow	£159.00
<input type="radio"/>	EU088	Piko button diameter 50 mm black	£159.00
<input type="radio"/>	EU089	Piko button diameter 50 mm silver	£159.00
<input type="radio"/>	EU090	Piko button diameter 30 mm red	£159.00
<input type="radio"/>	EU091	Piko button diameter 30 mm yellow	£159.00
<input type="radio"/>	EU092	Piko button diameter 30 mm black	£159.00
<input type="radio"/>	EU093	Piko button diameter 30 mm silver	£159.00

Button 2 for button control (mandatory information with number of buttons for button control = 3, 4; only in combination with number of buttons for button control = 3, 4) see exclusions 63.0) 63.1)

<input type="radio"/>	EU186	Piko button diameter 50 mm red	£159.00
<input type="radio"/>	EU187	Piko button diameter 50 mm yellow	£159.00
<input type="radio"/>	EU188	Piko button diameter 50 mm black	£159.00
<input type="radio"/>	EU189	Piko button diameter 50 mm silver	£159.00
<input type="radio"/>	EU190	Piko button diameter 30 mm red	£159.00
<input type="radio"/>	EU191	Piko button diameter 30 mm yellow	£159.00
<input type="radio"/>	EU192	Piko button diameter 30 mm black	£159.00
<input type="radio"/>	EU193	Piko button diameter 30 mm silver	£159.00

Power wheelchair *Juvo B7 MWD* *490E75=2_AS01_C.*

Button 3 for button control (mandatory information with number of buttons for button control = 3; only in combination with number of buttons for button control = 3) see exclusions 63.0) 63.1)

<input type="radio"/>	EU286	Piko button diameter 50 mm red	£159.00
<input type="radio"/>	EU287	Piko button diameter 50 mm yellow	£159.00
<input type="radio"/>	EU288	Piko button diameter 50 mm black	£159.00
<input type="radio"/>	EU289	Piko button diameter 50 mm silver	£159.00
<input type="radio"/>	EU290	Piko button diameter 30 mm red	£159.00
<input type="radio"/>	EU291	Piko button diameter 30 mm yellow	£159.00
<input type="radio"/>	EU292	Piko button diameter 30 mm black	£159.00
<input type="radio"/>	EU293	Piko button diameter 30 mm silver	£159.00

Button 4 for button control (mandatory information with number of buttons for button control = 4; only in combination with number of buttons for button control = 4) see exclusions 66.0) 66.1)

<input type="radio"/>	EU386	Piko button diameter 50 mm red	£159.00
<input type="radio"/>	EU387	Piko button diameter 50 mm yellow	£159.00
<input type="radio"/>	EU388	Piko button diameter 50 mm black	£159.00
<input type="radio"/>	EU389	Piko button diameter 50 mm silver	£159.00
<input type="radio"/>	EU390	Piko button diameter 30 mm red	£159.00
<input type="radio"/>	EU391	Piko button diameter 30 mm yellow	£159.00
<input type="radio"/>	EU392	Piko button diameter 30 mm black	£159.00
<input type="radio"/>	EU393	Piko button diameter 30 mm silver	£159.00

Holder for special input device (for ICON LCD module) see exclusions 67.0) 67.1)

<input type="radio"/>	EU076	Chin swivel arm, left (vertically mounted for Contour ² back height 65 cm or Baxx height < 79 cm) see exclusions 67.2) 67.3)	£1805.00
<input type="radio"/>	EU077	Chin swivel arm, right (vertically mounted for Contour ² back height 65 cm or Baxx height < 79 cm) see exclusions 67.2) 67.3)	£1805.00
<input type="radio"/>	EU078	for tray (must be installed by the customer, not foldable with mini joystick)	£547.00
<input type="radio"/>	EU110	at arm support incl. 1 finger button (for on/off, installation on hand module side) see exclusions 67.4) 67.5)	£292.00
<input type="radio"/>	EU111	at arm support incl. 2 finger buttons (for on/off, installation on hand module side) see exclusions 67.4) 67.5)	£488.00
<input type="radio"/>	EU112	at arm support incl. 1 piko button (diameter 30 mm red for on/off, installation on hand module side) see exclusions 67.4) 67.5)	£297.00
<input type="radio"/>	EU113	at arm support incl. 2 piko buttons (diameter 30 mm red/black for on/off and mode, installation on hand module side) see exclusions 67.4) 67.5)	£460.00
<input type="radio"/>	EU118	Without, incl. 2 Piko buttons (diameter 30 mm red/black, for on/off and mode)	£352.00

Multifunction switch variant see exclusions 68.0) 68.1)

<input type="radio"/>	EU142	Satellite switch (for on/off, mode and swivel function)	£915.00
<input type="radio"/>	EU143	2 Piko buttons (for on/off, mode and swivel function, diameter 30 mm, red/black)	£653.00

Control unit for attendant

<input type="radio"/>	EU415	ICON attendant control (with hand support, back support bar required) see exclusions 23.1)	£992.00
-----------------------	-------	---	---------

Mounting side of attendant control see exclusions 70.0) 70.1)

<input type="radio"/>	Right see exclusions 70.2)
<input type="radio"/>	Left see exclusions 70.3)

Power wheelchair *Juvo B7 MWD* *490E75=2_AS01_C.*

Programming accessories

<input type="checkbox"/>	EU430	USB programming cable adapter (desktop applications for Windows applications; not eligible for discount, qualification required)	£752.00
--------------------------	-------	--	---------

Drive unit

<input type="radio"/>	ET016	Performance see exclusions 72.1)	Inclusive
<input type="radio"/>	ET011	High Performance	£537.00

Speed

<input type="radio"/>	ET012	6 km/h	Inclusive
<input type="radio"/>	ET013	7,2 km/h see exclusions 73.1)	Inclusive
<input type="radio"/>	ET014	10 km/h see exclusions 72.1) 73.1) 73.2) 73.3)	Inclusive

Drive unit warranty extension (only for drive motors, not for actuators)

<input checked="" type="checkbox"/>	EW002	From 24 months to 48 months (the Mobility Solutions GmbH terms and exclusions apply)	Inclusive
-------------------------------------	-------	---	-----------

Additional instructions for use (additional IFU for non-national languages) see exclusions 43.3)


<input type="checkbox"/>	ES028	Qualified personnel	Inclusive
<input type="checkbox"/>	ES029	User	Inclusive

Should you require the IFU in another language please contact us to request one

**Power wheelchair *Juvo B7 MWD*
490E75=2_AS01_C.**




ED056/057 Contour² back support version, flat or deep contoured




ED052 Ottobock back support adapter



ED036 Baxx aluminium back support



ED039 Side panels



ED040 Lumbar support



Memory position "Active Access"



Memory position "Active Relax"



Memory position "Active Touch"



EC041 Seat height adjustment with tilt



EL033/034/035 Comfort Plus



EL036/037 Combo




EL038/039/040 UniLink extension




EL041 UniLink adapter, flip-away

**Power wheelchair *Juvo B7 MWD*
490E75=2_AS01_C.**



EP002 Lap belt with metal buckle



EP020 Lap belt, with rewriter and metal buckle



EP005 - EP007 Dynamic harness



EP008 - EP010 Sternum harness



EP011 - EP013 Slimline Sternum harness



ES099 Back support bar



ES101/102 Multi bar on back support version Contour²



ES302/303 Lateral thigh support




ES304 Knee pad



ES300/301 Transfer handle



**EE040/050 Short pad
EE041/051 Long pad**




Channel forearm pads



EL023/024 Upholstery cover for arm support, wipeable



EE048 Elbow support



ES103 Multi bar at arm support

**Power wheelchair *Juvo B7 MWD*
490E75=2_AS01_C.**



EB015 Individual, aluminium foot plate, large



EB016 Individual, aluminium foot plate, small



EB021 Calf pad



EB030/031 Lateral foot guide, medial/lateral



EB032 Foot straps



EB033 Protection wheel



EF001 Swing arm suspension



EU044 Battery charger 10 A, without fan (IP54)



EU046 Battery charger 10 A, with fan



EU042 Battery charger 12 A, with magnetic charging plug



EF003 Caster wheel 6" PU



EF005/007 Pneumatic, puncture-resistant



EF006/008 Puncture-proof

**Power wheelchair *Juvo B7 MWD*
490E75=2_AS01_C.**



EG013 Ribs



EG014 Lugs



EA011 Splash guard for caster wheels




EF020 Mechanical caster wheel swivel lock



ES002 Kit for vehicle transport




ET009 USB-A port



ES021 Lighting



ES003 Pocket for mobile phone



ES004 Luggage carrier



ES006 Rear-view mirror



ES008 Bag for oxygen bottle



ES010 Beverage holder



ES023 Backpack hooks



ES305 Backpack with Ottobock logo



ES306 Catheter bag, large

**Power wheelchair *Juvo B7 MWD*
490E75=2_AS01_C.**



EU403 ICON Hand module, colour selectable



EU412 ICON tray module



EU080 Fork for tetraplegics, horizontal



EU081 Stick S80




EU082 Soft ball, black covered



EU083 Ball top, small



EU084 Ball top, large



EU085 Soft ball, coloured



Multi adapter



EU404 ICON switch module, keypad, flat



EU414 ICON LCD module



EU408 ICON AID adapter



Calibratable mini joystick



Tops for calibratable mini joystick



Variant multi functional switch: EU142 Sattelite switch



Variant multi functional switch: EU143 Piko button

Power wheelchair *Juvo B7 MWD* 490E75=2_AS01_C.



EU100/105 mo-Vis micro joystick



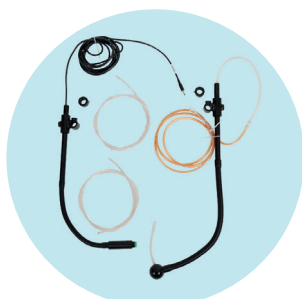
EU101/106 mo-Vis multi joystick



EU102/107 mo-Vis allround joystick light



EU150 Mini joystick with elastomer



EU103 Sip and puff control



EU110-113 Holder at arm support



EU111 mo-Vis joystick incl. 2 finger button



EU415 Attendant control

Information and attachments

Maximum tilt angle for Active positions (anterior)								
Seat height without cushion [cm]	Lower leg length without cushion [cm]							
	30	32	34	36	38	40	42	44
42	-20°	-20°	-20°					
44	-20°	-20°	-20°	-20°				
46	-25°	-25°	-25°	-25°	-25°			
48	-25°	-25°	-25°	-25°	-25°	-25°		
50	-25°	-25°	-25°	-25°	-25°	-25°	-25°	
52	-30°	-30°	-30°	-30°	-30°	-25°	-25°	-25°
54	-30°	-30°	-30°	-30°	-30°	-30°	-25°	-25°
56	-30°	-30°	-30°	-30°	-30°	-30°	-30°	-25°
58	-30°	-30°	-30°	-30°	-30°	-30°	-30°	-30°

Power wheelchair *Juvo B7 MWD* 490E75=2_AS01_C.

Back support version Contour ² , flat or deep contoured														
Back support height [cm]	Back support width [cm]													
	30	32	34	36	38	40	42	44	46	48	50	52	54	56
65 (pad length 46)	L	L	L	L/D	L/D	L/D	L/D	L/D	L/D	L/D				
75 (pad length 56)				L/D	L/D	L/D	L/D	L/D	L/D	L/D	L/D	L/D	L/D	L/D

L: flat contoured, dimensions possible

L/D: flat or deep contoured, dimensions possible

Back support version Baxx aluminium back support						
Back support width [cm]	Back support contour for Baxx back support	Hight for Baxx back support [cm]				
		53 (Low)	61 (Medium)	69 (Standard)	74 (High)	79 (Extra high)
34	Active (6 cm)	X	X	X		
	Deep (10 cm)	X	X	X		
	Extra deep (15 cm)					
36	Active (6 cm)	X	X	X		
	Deep (10 cm)	X	X	X		
	Extra deep (15 cm)					
38	Active (6 cm)	X	X	X		
	Deep (10 cm)	X	X	X		
	Extra deep (15 cm)					
40	Active (6 cm)	X	X	X	X	X
	Deep (10 cm)	X	X	X	X	X
	Extra deep (15 cm)			X	X	X
42	Active (6 cm)	X	X	X	X	X
	Deep (10 cm)	X	X	X	X	X
	Extra deep (15 cm)			X	X	X
44	Active (6 cm)	X	X	X		
	Deep (10 cm)	X	X	X	X	X
	Extra deep (15 cm)			X	X	X
46	Active (6 cm)	X	X	X		
	Deep (10 cm)	X	X	X	X	X
	Extra deep (15 cm)			X	X	X
48	Active (6 cm)	X	X	X		
	Deep (10 cm)	X	X	X	X	X
	Extra deep (15 cm)			X	X	X
50	Active (6 cm)	X	X	X		
	Deep (10 cm)	X	X	X	X	X
	Extra deep (15 cm)			X	X	X

X: possible combination

Power wheelchair *Juvo B7 MWD* **490E75=2_AS01_C.**

Drive type front-wheel drive (FWD): max. user weight in kg															
Seat height SH [cm]	Power seat adjustment	Seat depth SD [cm]													
		30	32	34	36	38	40	42	44	46	48	50	52	54	56
42	EC043	70	70	80	80	100	110	120	130	140	160	160	160	160	160
	EC044, EC040, EC041	60	70	70	80	80	90	110	110	120	130	150	160	160	160
44	EC043	60	70	70	80	90	110	110	120	140	150	160	160	160	160
	EC044, EC040, EC041	60	60	70	70	80	80	100	110	120	130	140	160	160	160
46	EC043	60	70	70	80	80	100	110	120	130	140	160	160	160	160
	EC044, EC040, EC041	60	60	70	70	80	80	90	110	110	120	140	150	160	160
48	EC043	60	60	70	80	80	90	110	120	130	140	150	160	160	160
	EC044, EC040, EC041	50	60	60	70	70	80	90	100	110	120	130	140	160	160
50	EC043	60	60	70	70	80	90	100	110	120	130	150	160	160	160
	EC044, EC040, EC041	50	60	60	70	70	80	80	90	110	120	120	140	150	160
52	EC043	50	60	70	70	80	80	100	110	120	130	140	160	160	160
	EC044, EC040, EC041	50	50	60	60	70	70	80	90	100	110	120	130	150	160
54	EC043	50	60	60	70	70	80	90	110	110	120	140	150	160	160
	EC044, EC040, EC041	40	50	50	60	70	70	80	80	90	110	120	130	140	160
56	EC043														
	EC044, EC040, EC041	40	50	50	60	60	70	70	80	90	100	110	120	130	150
58	EC043														
	EC044, EC040, EC041	40	40	50	50	60	70	70	80	80	100	110	120	130	140

- EC043 Basic
- EC044 Seat tilt
- EC040 Transfer seat
- EC041 Seat height adjustment with tilt (multi lift)

Power wheelchair *Juvo B7 MWD* *490E75=2_AS01_C.*

Drive type mid-wheel drive (MWD): max. user weight in kg															
Seat height SH [cm]	Power seat adjustment	Seat depth SD [cm]													
		30	32	34	36	38	40	42	44	46	48	50	52	54	56
42	EC043	80	90	100	110	120	130	140	160	160	160	160	160	160	160
	EC044, EC040, EC041	80	80	90	100	110	120	120	130	140	160	160	130	150	160
44	EC043	80	80	100	110	120	120	130	150	160	160	160	150	160	160
	EC044, EC040, EC041	70	80	80	90	100	110	120	120	140	150	160	120	140	150
46	EC043	80	80	90	100	110	120	130	140	150	160	160	140	160	160
	EC044, EC040, EC041	70	70	80	80	90	110	110	120	130	140	150	120	130	140
48	EC043	70	80	80	90	110	110	120	130	140	160	160	140	150	160
	EC044, EC040, EC041	70	70	70	80	80	100	110	110	120	130	140	110	120	130
50	EC043	70	70	80	90	100	110	120	120	140	150	160	130	140	160
	EC044, EC040, EC041	60	70	70	80	80	90	100	110	120	120	140	110	120	120
52	EC043	70	70	80	80	90	100	110	120	130	140	160	120	130	150
	EC044, EC040, EC041	60	60	70	70	80	80	90	110	110	120	130	100	110	120
54	EC043	60	70	70	80	80	90	110	110	120	130	150	120	120	140
	EC044, EC040, EC041	60	60	70	70	70	80	80	90	110	110	120	90	110	110
56	EC043														
	EC044, EC040, EC041	50	60	60	70	70	70	80	90	100	110	120	80	90	110
58	EC043														
	EC044, EC040, EC041	50	50	60	60	70	70	80	80	90	100	110	80	80	100

- EC043 Basic
- EC044 Seat tilt
- EC040 Transfer seat
- EC041 Seat height adjustment with tilt (multi lift)


Power wheelchair *Juvo B7 MWD* *490E75=2_AS01_C.*

Drive type mid-wheel drive (MWD) and speed 10 km/h: max. user weight in kg															
Seat height SH [cm]	Power seat adjustment	Seat depth SD [cm]													
		30	32	34	36	38	40	42	44	46	48	50	52	54	56
42	EC043	80	80	90	110	110	120	130	140	160	160	160	150	160	160
	EC044, EC040, EC041	70	80	80	90	100	110	120	120	130	150	160	120	130	150
44	EC043	70	80	90	100	110	120	120	140	150	160	160	140	160	160
	EC044, EC040, EC041	70	70	80	80	90	100	110	120	130	140	150	120	120	140
46	EC043	70	80	80	90	100	110	120	130	140	150	160	130	150	160
	EC044, EC040, EC041	70	70	70	80	80	90	110	110	120	130	140	110	120	130
48	EC043	70	70	80	80	90	110	110	120	130	150	160	120	140	150
	EC044, EC040, EC041	60	70	70	70	80	80	100	110	110	120	130	110	110	120
50	EC043	70	70	70	80	90	100	110	120	120	140	150	120	130	140
	EC044, EC040, EC041	60	60	70	70	80	80	90	100	110	120	120	90	110	120
52	EC043	60	70	70	80	80	90	100	110	120	130	140	110	120	130
	EC044, EC040, EC041	60	60	60	70	70	80	80	90	100	110	120	80	100	110
54	EC043	60	60	70	70	80	80	90	110	110	120	130	110	120	120
	EC044, EC040, EC041	50	60	60	60	70	70	80	80	90	110	110	80	90	100
56	EC043														
	EC044, EC040, EC041	50	50	60	60	70	70	70	80	80	100	110	80	80	90
58	EC043														
	EC044, EC040, EC041	40	50	50	60	60	70	70	70	80	90	100	70	80	80

- EC043 Basic
- EC044 Seat tilt
- EC040 Transfer seat
- EC041 Seat height adjustment with tilt (multi lift)



**Power wheelchair *Juvo B7 MWD*
490E75=2_AS01_C.**

Seat cushion Evoflair												
Seat depth [cm]	Seat width [cm]											
	34	36	38	40	42	44	46	48	50	52	54	56
34												
36												
38												
40			○	○	○							
42				○	○		○	○	○			
44					○		○	○		○		
46					○		○	○		○		
48												
50												
52					○		○			○		
54												
56												
58												




**Power wheelchair *Juvo B7 MWD*
490E75=2_AS01_C.**

Seat cushion Terra, Terra Aquos												
Seat depth [cm]	Seat width [cm]											
	34	36	38	40	42	44	46	48	50	52	54	56
34		○										
36		○										
38		○	○	○	○	○	○	○	○	○		
40				○	○	○	○					
42				○	○	○	○					
44				○	○	○	○	○	○	○		
46				○	○	○	○	○	○	○		
48				○	○	○	○	○	○	○		
50												
52												
54												
56												
58												



**Power wheelchair *Juvo B7 MWD*
490E75=2_AS01_C.**

Seat cushion Terra Flair												
Seat depth [cm]	Seat width [cm]											
	34	36	38	40	42	44	46	48	50	52	54	56
34												
36												
38			○	○	○	○	○	○	○	○		
40				○	○	○	○					
42				○	○	○	○					
44				○	○	○	○	○	○	○		
46				○	○	○	○	○	○	○		
48				○	○	○	○	○	○	○		
50												
52												
54												
56												
58												



**Power wheelchair *Juvo B7 MWD*
490E75=2_AS01_C.**

Seat cushion Cloud												
Seat depth [cm]	Seat width [cm]											
	34	36	38	40	42	44	46	48	50	52	54	56
34	○	○										
36	○	○	○									
38	○	○	○	○	○		○					
40	○	○	○	○	○	○	○					
42			○	○	○	○	○	○	○	○	○	
44				○	○	○	○	○	○	○	○	
46				○	○	○	○	○	○	○	○	
48				○	○	○	○	○	○	○	○	
50							○	○				
52							○	○				
54												
56												
58												



**Power wheelchair *Juvo B7 MWD*
490E75=2_AS01_C.**

Seat cushion Contour ² , flat or deep contoured													
Seat depth [cm]	Seat width [cm]												
	32	34	36	38	40	42	44	46	48	50	52	54	56
30	L	L	L	L/D									
32	L	L	L	L/D									
34	L	L	L	L/D	L/D								
36	L	L	L	L/D	L/D								
38	L	L	L	L/D	L/D								
40	L	L	L	L/D	L/D	L/D	L/D	L/D	L/D	L/D			
42	L	L	L	L/D	L/D	L/D	L/D	L/D	L/D	L/D			
44	L	L	L	L/D	L/D	L/D	L/D	L/D	L/D	L/D			
46				L/D	L/D	L/D	L/D	L/D	L/D	L/D	L/D	L/D	L/D
48						L/D	L/D	L/D	L/D	L/D	L/D	L/D	L/D
50						L/D	L/D	L/D	L/D	L/D	L/D	L/D	L/D
52						L/D	L/D	L/D	L/D	L/D	L/D	L/D	L/D
54							L/D	L/D	L/D	L/D			
56							L/D	L/D	L/D	L/D			

L: flat contoured, dimension possible

L/D: flat or deep contoured, dimension possible

Power wheelchair **Juvo B7 MWD** **490E75=2_AS01_C.**

Exclusions

- 5.1) See table " seat depth, seat width" (490E75=2-ST_SB)
- 5.2) Not possible in conjunction with the combination of drive type Front Wheel Drive (FWD) and maximum user weight > 70 kg
- 5.3) Not possible in conjunction with the combination of drive type Mid Wheel Drive (MWD) and maximum user weight > 80 kg
- 5.4) Not possible in conjunction with the combination of drive type Mid Wheel Drive (MWD) and maximum user weight > 90 kg
- 5.5) Not possible in conjunction with the combination of drive type Front Wheel Drive (FWD) and maximum user weight > 80 kg
- 5.6) Not possible in conjunction with the combination of drive type Mid Wheel Drive (MWD) and maximum user weight > 100 kg
- 5.7) Not possible in conjunction with the combination of drive type Mid Wheel Drive (MWD) and maximum user weight > 110 kg
- 5.8) Not possible in conjunction with the combination of drive type Front Wheel Drive (FWD) and maximum user weight > 100 kg
- 5.9) Not possible in conjunction with the combination of drive type Mid Wheel Drive (MWD) and maximum user weight > 120 kg
- 5.10) Not possible in conjunction with the combination of drive type Front Wheel Drive (FWD) and maximum user weight > 110 kg
- 5.11) Not possible in conjunction with the combination of drive type Mid Wheel Drive (MWD) and maximum user weight > 130 kg
- 5.12) Not possible in conjunction with the combination of drive type Front Wheel Drive (FWD) and maximum user weight > 120 kg
- 5.13) Not possible in conjunction with the combination of drive type Mid Wheel Drive (MWD) and maximum user weight > 140 kg
- 5.14) Not possible in conjunction with the combination of drive type Front Wheel Drive (FWD) and maximum user weight > 130 kg
- 5.15) Not possible in conjunction with the combination of drive type Front Wheel Drive (FWD) and maximum user weight > 140 kg
- 8.1) See table "seat cushion Contour² with flat or deep contour" (490E75=2-Contour2_Sitz)
- 8.2) Possible only in combination with maximum user weight <= 150 kg
- 8.3) See table "seat cushion Terra, Terra Aquos" (490E75=2-Terra_T-Aquos)
- 8.4) See table "seat cushion Terra-Flair" (490E75=2-Terra-Flair)
- 8.5) See table "seat cushion Evoflair" (490E75=2-Evoflair)
- 8.6) See table "seat cushion Cloud" (490E75=2-Cloud)
- 9.0) Possible only in combination with seat cushion Contour² with flat or deep contour
- 10.1) Possible only in combination with selected back width
- 10.2) Not possible in conjunction with selected back width
- 10.3) Cannot be combined with back width 30 cm, 32 cm, 52 cm, 54 cm or 56 cm
- 10.4) Cannot be combined with back width < 36 cm
- 11.0) Possible only in combination with back version Contour² with flat or deep contour
- 11.1) Mandatory information in combination with Contour² with flat or deep contour
- 11.2) See table "back version Contour² with flat or deep contour" (490E75=2-Contour2_Ruecken)
- 12.1) Possible only in combination with back version Contour² with deep contour
- 12.2) Possible only in combination with maximum user weight <= 140 kg
- 13.0) Possible only in combination with back version Baxx aluminium back
- 13.1) Mandatory information in combination with back version Baxx aluminium back
- 13.2) Cannot be combined with back width 34 cm, 36 cm or 38 cm, see table "Back version Baxx aluminium back" (490E75=2-Baxx)
- 14.1) Cannot be combined with height for Baxx back 74 cm (Tall 18"/46cm, AFT) or 79 cm (Extra Tall 20"/51cm, AFT), see table "Back version Baxx aluminium back" (490E75=2-Baxx)
- 14.2) Cannot be combined with height for Baxx back 53 cm (Low 10"/25cm, AL) or 61 cm (Medium 13"/33cm, AL), see table "Back version Baxx aluminium back" (490E75=2-Baxx)
- 14.3) Not possible in conjunction with the combination of back width 34 cm, 36 cm or 38 cm and height for Baxx back 69 cm (Standard 16"/41cm, AL), see table "Back version Baxx aluminium back" (490E75=2-Baxx)
- 17.0) Possible only with seat inclination 0°
- 17.1) Cannot be combined with lower leg length < 31 cm
- 18.1) Seat height >= lower leg length + 8 cm
- 18.2) See table "Drive type Front Wheel Drive (FWD): Maximum user weight in kg" (490E75=2-Max_Gewicht)
- 18.3) See table "Drive type Mid Wheel Drive (MWD): Maximum user weight in kg" (490E75=2-Max_Gewicht)
- 18.4) Cannot be combined with electric seat adjustment Basic
- 18.5) Not possible in conjunction with the combination of all countries of destination except Other countries, Argentina, Australia, Brazil, France, Hong Kong, Japan, Canada, Columbia, Korea, Mexico, Russia, Switzerland, Thailand, United Kingdom or United States of America, product classification category B (In-/Outdoor), drive type Front Wheel Drive (FWD), seat inclination 2° or 4° and seat adjustment Basic
- 18.6) Not possible in conjunction with the combination of all countries of destination except Other countries, Argentina, Australia, Brazil, France, Hong Kong, Japan, Canada, Columbia, Korea, Mexico, Russia, Switzerland, Thailand, United Kingdom or United States of America, product classification category B (In-/Outdoor), drive type Front Wheel Drive (FWD), seat inclination 4° and seat adjustment Basic
- 21.0) Mandatory information in combination with product classification category B (In-/Outdoor)
- 23.1) Possible only in combination with accessories for APS back support bar
- 23.2) Cannot be combined with accessories for APS thigh lateral support, size S
- 23.3) Cannot be combined with accessories for APS thigh lateral support, size M
- 25.1) Possible only in combination with arm support flip-up, right - pad, short or pad, large or arm support, medium
- 25.2) Possible only in combination with arm support flip-up, right - pad, short or pad, large
- 27.1) Possible only in combination with arm support flip-up, left - pad, short or pad, large or arm support, medium
- 27.2) Possible only in combination with arm support flip-up, left - pad, short or pad, large
- 29.1) Cannot be combined with foot plate version individual, aluminium foot plate, small
- 31.1) Not possible in conjunction with Argentina, Australia, Brazil, Hong Kong, Japan, Canada, Columbia, Mexico, Thailand, United Kingdom or United States of America as the country of destination
- 31.2) Not possible in conjunction with Argentina, Brazil, Canada, Columbia, Mexico or United States of America as the country of destination
- 32.1) Possible only in combination with battery charger 12A
- 33.1) Cannot be combined with drive type Mid Wheel Drive (MWD)
- 34.1) Cannot be combined with drive type Front Wheel Drive (FWD)
- 37.1) Possible only in combination with tyre colour, grey
- 37.2) Not possible in conjunction with the combination of drive type Front Wheel Drive (FWD) and tyre colour, black
- 40.1) Possible only in combination with accessories for APS multi bar on back support bar
- 41.1) Possible only in combination with chassis accessories splash guard for caster wheels
- 43.1) Cannot be combined with chassis accessories rear warning sign
- 43.2) Possible only in combination with general accessories hooks for backpack

Power wheelchair **Juvo B7 MWD** **490E75=2_AS01_C.**

- 43.3) Not possible in conjunction with Australia as the country of destination
- 43.4) Cannot be combined with arm support flip-up, right or arm support flip-up, left - arm support, medium or arm support, medium with hand support, flat or arm support, medium with hand support, concave or arm support, large, one-piece or arm support, large with hand support, flat or arm support, large with hand support, concave
- 43.5) Cannot be combined with chassis accessories rear warning sign
- 43.6) Cannot be combined with general accessories holder for tablet with gooseneck
- 43.7) Cannot be combined with general accessories holder for mobile phone with gooseneck
- 43.8) In combination with general accessories rearview mirror only possible in conjunction with the combination of battery charger 12A and charging socket - external magnetic charging socket
- 45.1) Not possible in conjunction with the combination of all countries of destination except Other countries, Argentina, Australia, Brazil, France, Hong Kong, Japan, Canada, Columbia, Korea, Mexico, Russia, Switzerland, Thailand, United Kingdom or United States of America and product classification category B (In-/Outdoor)
- 46.1) Theoretical total weight (without special requests) = sum of the selected characteristic value weights
- 46.2) Cannot be combined with theoretical total weight > 380 kg (the evaluated options exceed the permissible total weight of 380 kg)
- 47.1) Not possible in conjunction with the combination of general accessories rearview mirror and therapy tray
- 47.2) Cannot be combined with general accessories therapy tray
- 47.3) Possible only in combination with battery charger 12A and charging socket - external magnetic charging socket
- 48.0) Possible only in combination with input for ICON power module - ICON hand module, colour selectable
- 48.1) Mandatory information in combination with input for ICON power module - ICON hand module, colour selectable
- 49.0) Possible only in combination with input for ICON power module - ICON hand module, Silver metallic or ICON hand module, colour selectable
- 49.1) Mandatory information in combination with input for ICON power module - ICON hand module, Silver metallic or ICON hand module, colour selectable
- 50.0) Possible only in combination with input for ICON power module - ICON hand module, Silver metallic or ICON hand module, colour selectable or ICON tray module, manual flip over
- 50.1) Mandatory information in combination with input for ICON power module - ICON hand module, Silver metallic or ICON hand module, colour selectable or ICON tray module, manual flip over
- 50.2) Cannot be combined with arm support flip-up, right - arm support, medium with hand support, flat or arm support, medium with hand support, concave or arm support, large with hand support, flat or arm support, large with hand support, concave
- 50.3) Cannot be combined with arm support flip-up, left - arm support, medium with hand support, flat or arm support, medium with hand support, concave or arm support, large with hand support, flat or arm support, large with hand support, concave
- 51.1) Cannot be combined with input for ICON power module - ICON tray module, manual flip over
- 55.0) Possible only in combination with ICON switch module
- 55.1) Mandatory information in combination with electric seat adjustment transfer seat (Active Access)
- 56.0) Mandatory information in combination with ICON switch module
- 56.1) Cannot be combined with ICON switch module keypad, toggle
- 56.2) Cannot be combined with input for ICON power module - ICON tray module, manual flip over or without hand module
- 56.3) Not possible in conjunction with the combination of arm support flip-up, right - arm support, medium with hand support, flat or arm support, medium with hand support, concave or arm support, large with hand support, flat or arm support, large with hand support, concave and input for ICON power module - ICON hand module, Silver metallic or ICON hand module, colour selectable and mounting side of holder for hand module or tray left
- 56.4) Not possible in conjunction with the combination of arm support flip-up, left - arm support, medium with hand support, flat or arm support, medium with hand support, concave or arm support, large with hand support, flat or arm support, large with hand support, concave and input for ICON power module - ICON hand module, Silver metallic or ICON hand module, colour selectable and mounting side of holder for hand module or tray right
- 56.5) Not possible in conjunction with the combination of arm support flip-up, right - arm support, medium with hand support, flat or arm support, medium with hand support, concave or arm support, large with hand support, flat or arm support, large with hand support, concave and input for ICON power module - without hand module
- 57.0) Mandatory information in combination with input for ICON power module - without hand module
- 58.0) Possible only in combination with modules for ICON control unit - ICON LCD module
- 58.1) Mandatory information in combination with modules for ICON control unit - ICON LCD module
- 58.2) Cannot be combined with general accessories therapy tray or input for ICON power module - ICON tray module, manual flip over
- 58.3) Not possible in conjunction with the combination of mounting ICON switch module across hand module, swing-away and input for ICON power module - ICON hand module, Silver metallic or ICON hand module, colour selectable
- 58.4) Not possible in conjunction with the combination of general accessories rearview mirror and holder for mobile phone with gooseneck or holder for tablet with gooseneck and mounting ICON switch module across hand module, swing-away and input for ICON power module - ICON hand module, Silver metallic or ICON hand module, colour selectable
- 59.1) Not possible in conjunction with the combination of unselected input for ICON power module - without hand module and unselected addition for ICON LCD module - ICON AID adapter
- 60.0) Possible only in combination with additions for ICON LCD module - ICON AID adapter
- 61.0) Possible only in combination with Special Input Device for ICON LCD module - calibratable mini joystick
- 61.1) Mandatory information in combination with Special Input Device for ICON LCD module - calibratable mini joystick
- 62.0) Possible only in combination with Special Input Device for ICON LCD module - button control
- 62.1) Mandatory information in combination with Special Input Device - button control
- 63.0) Possible only in combination with number of button for button control = 3, 4
- 63.1) Mandatory information in combination with number of button for button control = 3, 4
- 66.0) Possible only in combination with number of button for button control = 4
- 66.1) Mandatory information in combination with number of button for button control = 4
- 67.0) Possible only in combination with Special Input Device for ICON LCD module - Micro Joystick, Multi Joystick, All-round Joystick light, All-round Joystick, All-round Heavy Duty Joystick or calibratable mini joystick
- 67.1) Mandatory information in combination with Special Input Device for ICON LCD module - Micro Joystick, Multi Joystick, All-round Joystick light, All-round Joystick, All-round Heavy Duty Joystick or calibratable mini joystick
- 67.2) Cannot be combined with Special Input Device for ICON LCD module - All-round Heavy Duty Joystick
- 67.3) Not possible in conjunction with the combination of back height for Contour² 75 cm (cushion length 56 cm) or height for Baxx back 79 cm (Extra Tall 20"/51cm, AFT) or back version Otto Bock Solid Back Adapter and unselected accessories for APS back support bar
- 67.4) Cannot be combined with Special Input Device for ICON LCD module - All-round Joystick light, All-round Joystick, All-round Heavy Duty Joystick
- 67.5) Cannot be combined with mounting ICON switch module in front of hand module

Power wheelchair *Juvo B7 MWD* 490E75=2_AS01_C.

- 68.0) Possible only in combination with attachment for Special Input Device chin swivel arm, left or chin swivel arm, right
- 68.1) Mandatory information in combination with attachment for Special Input Device chin swivel arm, left or chin swivel arm, right
- 70.0) Possible only in combination with control unit for attendant
- 70.1) Mandatory information in combination with control unit for attendant
- 70.2) Cannot be combined with mounting ICON switch module rear, left
- 70.3) Cannot be combined with mounting ICON switch module rear, right
- 72.1) Possible only in combination with total weight ≤ 320 kg
- 73.1) For Germany as the country of destination, this is possible only in conjunction with the combination of chassis accessories rear warning sign and lighting acc. to German StVZO
- 73.2) Cannot be combined with drive unit High Performance
- 73.3) In combination with drive type Mid Wheel Drive (MWD) see table "Drive type Mid Wheel Drive (MWD) and speed 10 km/h: Maximum user weight in kg" (490E75=2-MWD_10_Max_Gew)
- 74.0) Possible only in conjunction with the combination of Germany as the country of destination and speed > 6 km/h
- 74.1) Mandatory information in conjunction with the combination of Germany as the country of destination and speed > 6 km/h
- 78.0) Possible only in combination with additional instructions for use, qualified personnel
- 78.1) Mandatory information in combination with additional instructions for use, qualified personnel
- 79.0) Possible only in combination with additional instructions for use, user
- 79.1) Mandatory information in combination with additional instructions for use, user