

	Order no.:  -----
Valid from 01.01.24 to 31.12.24 Please ensure you are using the latest order form	

<input type="checkbox"/> Provide estimate only	<input type="checkbox"/> Order
--	--------------------------------

Attachment for custom fabrication enclosed

Billing address/customer number

Delivery address

Sales person	Name
	.....
	Date      Signature

By placing the order, you agree to comply with the instructions for use/service manuals for accessories and products of other manufacturers when combining them with an Ottobock product, in addition to the instructions for use/service manuals of the respective Ottobock products. Also you confirm to have read, understood and accepted, our general terms and conditions. In addition, you agree, upon placing an order, to conduct your own conformity assessment or approval in accordance with national requirements if and when you implement modifications or attachments that do not meet the specifications of Ottobock instructions for use/service manuals.

## Kimba Frame and Seat

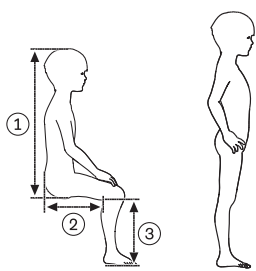

Article number: 470G71=5\_AA04\_C

















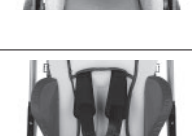


Figure includes accessories









### Standard equipment










- Seat and back support
- Seat width, seat depth, back support height and lower leg length are continuously adjustable
- Seat inclination and knee angle continuously adjustable
- Back support angle adjustable
- Optimized quick-release mechanism to remove the seat
- Position the seat in/against the direction of travel
- Leg support assembly with flip-up foot plate
- Lateral side supports
- Adjustable pelvic laterals
- Frame colour: black
- Padding colour grey
- Folding outdoor mobility base made of high-grade aluminium
- Optimized rear axle suspension
- Push bar with ratchet joint, height-adjustable
- Seat tilt with tilt activation at the frame incl. locking pin
- Integrated storage space (also usable as a platform for respirators)
- Automatic folding lock
- Optimized seat adapter with automatic tilt limitation
- EVA tyres with frictionbrake
- Front wheels 7", swivelling with integrated swivel lock
- Integrated anchor points for mounting to wheelchair accessible vehicle






	Dimensions kid	Dimensions Kimba size 1	Dimensions Kimba size 2
			
① Back length [mm]		410 - 610	560 - 700
② Seat depth [mm]		190 - 310 (140 shortened)	240 - 400
Seat width [mm]		200 - 300	260 - 350
③ Lower leg length [mm]		190 - 310 (122 shortened)	200 - 370
Load capacity		Seating unit: 40 kg* Outdoor mobility base: 55 kg	
a) User weight			
b) Medical Equipment			
* With option „footrest angle adjustable for short lower leg length“ the maximum load decreases to 35 kg.			

Seating unit				
KC01	<input type="checkbox"/>	Size 1 (from approx. 1 - 6 years)		£1082.00
KC02	<input type="checkbox"/>	Size 2 (from approx. 4 - 10 years)		£1197.00
Head support				
KD01	<input type="checkbox"/>		Without head support	Inclusive
KD02	<input type="checkbox"/>		With integrated head support with slight lateral support	£225.00
KD03B KD03			Head support (laterally adjustable)	<input type="checkbox"/> B = enclosed <input type="checkbox"/> mounted £179.00 £185.00
KL01B	<input type="checkbox"/>		Head support concave, S, enclosed (incl. holder; is delivered in combination with a short back)	£267.00
KL05B	<input type="checkbox"/>		Head support holder, enclosed (is delivered in combination with a short back)	£164.00
Padding				
KD41	<input type="checkbox"/>		Padding, mounted	Inclusive
Inlays				
KD33B	<input type="checkbox"/>		Inlay grey, enclosed	£68.00
KD34B	<input type="checkbox"/>		Inlay turquoise, enclosed	£68.00
KD35B	<input type="checkbox"/>		Inlay pink, enclosed	£68.00
KD36B	<input type="checkbox"/>		Inlay green, enclosed	£68.00

Pelvic belts					
KP02B KP02		Lap belt, padded	<input type="checkbox"/> B = enclosed	<input type="checkbox"/> mounted	£68.00 £78.00
KP18B KP18		4-Point paediatric lap belt, with plastic buckles (width: 2,5 cm; length: 100 cm)	<input type="checkbox"/> B = enclosed	<input type="checkbox"/> mounted	£114.00 £125.00
KP06B KP06		Groin strap	<input type="checkbox"/> B = enclosed	<input type="checkbox"/> mounted	£70.00 £82.00
KP15B KP15		Pediatric lap belt, with buckles (width: 2,5 cm; length: 100 cm)	<input type="checkbox"/> B = enclosed	<input type="checkbox"/> mounted	£108.00 £114.00
Chest and shoulder supports					
KP16B KP16		Shoulder harness Size S	<input type="checkbox"/> B = enclosed	<input type="checkbox"/> mounted	£181.00 £187.00
KP17B KP17		Shoulder harness Size M	<input type="checkbox"/> B = enclosed	<input type="checkbox"/> mounted	£181.00 £187.00
KP19B KP19		Chest and shoulder pad Size S	<input type="checkbox"/> B = enclosed	<input type="checkbox"/> mounted	£166.00 £173.00
KP20B KP20		Chest and shoulder pad Size M	<input type="checkbox"/> B = enclosed	<input type="checkbox"/> mounted	£166.00 £173.00
KP21B KP21		Slimline sternum harness	<input type="checkbox"/> B = enclosed	<input type="checkbox"/> mounted	£152.00 £158.00
KP22B KP22		Dynamic harness Size XS	<input type="checkbox"/> B = enclosed	<input type="checkbox"/> mounted	£157.00 £162.00
KP23B KP23		Dynamic harness Size S	<input type="checkbox"/> B = enclosed	<input type="checkbox"/> mounted	£163.00 £169.00
KP24B KP24		Dynamic harness Size M	<input type="checkbox"/> B = enclosed	<input type="checkbox"/> mounted	£163.00 £169.00
KP03B KP03			4-point belt, padded	<input type="checkbox"/> B = enclosed	<input type="checkbox"/> mounted
KP05B KP05		5-Point belt, small buckle (recommended for seating unit size 1)	<input type="checkbox"/> B = enclosed	<input type="checkbox"/> mounted	£116.00 £129.00
KP04B KP04		5-Point belt, large buckle	<input type="checkbox"/> B = enclosed	<input type="checkbox"/> mounted	£116.00 £129.00
KP10B KP10		Positioning vest	<input type="checkbox"/> B = enclosed	<input type="checkbox"/> mounted	£93.00 £105.00

Preassembly				
KP14	<input type="checkbox"/>		Mounting kit strap/vest, mounted	£31.00
Trunk support				
KD04B KD04			Thoracic support	<input type="checkbox"/> B = enclosed <input type="checkbox"/> mounted    £93.00 £105.00
KD31B	<input type="checkbox"/>		Swing away thoracic supports (laterals), enclosed	£403.00
KD10B	<input type="checkbox"/>		Lumbar support padding, enclosed	£57.00
KD11B	<input type="checkbox"/>		Neck support enclosed	£67.00
KC10	<input type="checkbox"/>		Seat depth reducer (seat depth possible up to 14 cm)	£116.00
KC13B	<input type="checkbox"/>		Inlay small, enclosed (spacer fabric grey, only for size 1)	£166.00
Arm supports				
KE01	<input type="checkbox"/>		Arm support, Standard, mounted	£110.00
KE02	<input type="checkbox"/>		Arm support high/low, adjustable, mounted	£155.00
Tray				
KS01B	<input type="checkbox"/>		Tray, grey, enclosed (only possible in direction of travel and in combination with KE 02 „arm support high/ low“ in lowest setting only)	£222.00
KS02B	<input type="checkbox"/>		Tray, transparent, enclosed (only possible in direction of travel and in combination with KE 02 „arm support high/ low“ in lowest setting only)	£360.00

Leg and foot support						
KB03	<input type="checkbox"/>		Leg support, Standard, mounted (from LLL 19 cm)		Inclusive	
KB05	<input type="checkbox"/>		Leg support, angle-adjustable, mounted (from LLL 19 cm)		£70.00	
KB10	<input type="checkbox"/>		Leg support, angle-adjustable for short lower leg length, mounted (only for size 1, from LLL 14 cm)		£92.00	
Accessories leg and foot support						
KB08B KB08			Slip resistant footrest cover (not mounted in combination with KB10)	<input type="checkbox"/> B = enclosed	<input type="checkbox"/> mounted	£25.00 £29.00
KB09B	<input type="checkbox"/>		Padding, enclosed			£67.00
KB12B	<input type="checkbox"/>		Foot support – sandals, enclosed			£105.00
KB07B	<input type="checkbox"/>		Velcro footstraps, instep padded			£29.00
KC06B KC06			Abductor size 1, only for seat size 1, (L 9 cm x W 6 cm x H 9 cm)	<input type="checkbox"/> B = enclosed	<input type="checkbox"/> mounted	£105.00 £111.00
KC07B KC07			Abductor size 2 (L 10 cm x W 7,5 cm x H 10 cm)	<input type="checkbox"/> B = enclosed	<input type="checkbox"/> mounted	£110.00 £115.00
KC08B KC08			Abductor size 3, only for seat size 2 (L 12 cm x W 9 cm x H 10 cm)	<input type="checkbox"/> B = enclosed	<input type="checkbox"/> mounted	£114.00 £119.00
Canopy						
KW13	<input type="checkbox"/>		Canopy in grey-melange, inside grey, incl. rain cover and mounted adapter			£278.00

Slip sack				
KW01B	<input type="checkbox"/>		Summer/winter slipsack Size S, enclosed	£283.00
KW02B	<input type="checkbox"/>		Summer/winter slipsack Size M, enclosed	£283.00
KW03B	<input type="checkbox"/>		Summer/winter slipsack Size L, enclosed	£283.00
Accessories seat				
KQ04B	<input type="checkbox"/>		Grip bar with padding, enclosed	£59.00
KD20	<input type="checkbox"/>		Back angle limitation, mounted	£25.00
KW04B	<input type="checkbox"/>		Rain cape, grey, enclosed	£52.00
KD12B	<input type="checkbox"/>		Incontinence cover, enclosed	£139.00




Outdoor mobility base size			
KA01	<input type="checkbox"/>	Size 1 (from approx. 1 to 6 years)	£1517.00
KA05	<input type="checkbox"/>	Size 2 (from approx. 4 to 10 years)	£1633.00
Frame colour			
013	<input type="checkbox"/>	Jet black RAL 9005 matte	
023	<input type="checkbox"/>	White RAL 9016	
Reflector sticker			
KA13	<input type="checkbox"/>		Classic £29.00
KA14	<input type="checkbox"/>		Sporty £49.00





Classic







Sporty



Colour reflector sticker			
<input type="checkbox"/>		Grey	
<input type="checkbox"/>		Green	
<input type="checkbox"/>		Turquoise	



Tyres				
KF03	<input type="checkbox"/>		EVA	Inclusive
KF04	<input type="checkbox"/>		Pneumatic	£52.00

Rear wheel type				
KG01	<input type="checkbox"/>	Wheel lock (actuated by the foot via wheel lock bar)		Inclusive
KG02	<input type="checkbox"/>	With frictionbrake (manually actuated via brake levers at the push bar)		£305.00

Accessories				
KA07B	<input type="checkbox"/>		Frame padding, pair, enclosed	£29.00
KS03B	<input type="checkbox"/>		Buggy board, enclosed	£135.00
KA08	<input type="checkbox"/>		Tip-assist, left	£29.00
KA12	<input type="checkbox"/>		Tip-assist, right	£31.00
KS14B	<input type="checkbox"/>		Tether band, enclosed	£20.00

Accessories general				
KS07B	<input type="checkbox"/>		Cupholder, enclosed	£25.00
KS13B	<input type="checkbox"/>		Diaper bag, grey-melange, enclosed (Contains extensive accessories such as: changing mat, dummy bag, isolation pocket for bottles and a plastic utensil bag, as well as numerous compartments and zipped pockets)	£139.00