

Wheelchair Cushions



Quality for life





Ottobock Seating Philosophy

We believe every wheelchair user has a unique combination of requirements and priorities necessitating tailored wheelchair seating solutions, often using a combination of different wheelchair and seating products.

Seating solutions should consider

- User comfort: static and dynamic seating tolerance
- Functional independence: postural influences on mobility, communication, field of vision, breathing and swallowing, etc.
- Purposeful movement: vital for independence, mobility, comfort and well-being
- Safety: risk management balanced against potential benefits
- Pelvic position: influence on spinal shape, neck and head position
- Foot position: impact on the pelvis position
- Postural alignment and stability: effect of static and dynamic situation on positioning (up / down slopes, traversing cambers or when the wheelchair is used as a seat in a vehicle)
- Flexible postural changes: need for corrective support
- Fixed postural changes: need to accommodate and support
- Muscle tone: positioning influences muscle tone and reflexes
- Tissue tolerance: vulnerability to pressure, shear and unfavourable microclimate conditions

Ottobock Seating Molecule



Good wheelchair seating should consider each individual's unique combination of requirements in order to optimise comfort, health and functional independence. The clinical seating molecule is a visual representation of the most critical design features which should be identified and prioritised in order to select the optimal seating solution.

All specialist wheelchair cushions should be selected based on a prioritised combination of individual requirements. The rankings provided by each molecule in this brochure are designed to support, rather than replace, clinical reasoning when selecting between different Ottobock wheelchair cushions. Please note that these rankings are not intended to imply any claim regarding the overall performance of Ottobock cushions compared with non-Ottobock products.



Pressure Redistribution

is the ability of a support surface to immerse and envelop the user, thus reducing damaging peak pressures.



Shear Reduction

is the ability of a material to move with a user, thus reducing damaging parallel shear forces deep in the tissue.



Microclimate Control

refers to a material's ability to dissipate heat and moisture, thus reducing discomfort and the risk of tissue injury.



Postural Stability

is the ability of a seat to support a user with poor sitting balance, thus helping to maintain a symmetrical seated position over time.



Postural Management

refers to seating systems that are anatomically shaped to promote good posture, or can be modified or adjusted to support or correct individual postures, e.g. pelvic obliquity.



Impact Damping

is the ability of a support surface to reduce shock and vibration, thus increasing user comfort and stability when in motion.

Contents

Page 10 – 15

Floam Line



Cloud

Application:

- Users at risk of decubitus (elderly & neurological)
- Users requiring shear protection
- Postural deformity

Max. user weight:

- 250 kg



Advantage

Application:

- Users at risk of decubitus (elderly & neurological)
- Users requiring shear protection
- Mild postural deformity

Max. user weight:

- 125 kg



Z-Flo

Application:

- Users at risk of decubitus (active & elderly)
- Low seat height needs (foot propellers & active)

Max. user weight:

- 150 kg

Page 16 – 21

Terra Line



Terra Flair

Application:

- Users at high risk of decubitus (elderly & neurological)
- Very bony prominences

Max. user weight:

- 150 kg



Terra Advantage

Application:

- Users at risk of decubitus (elderly & neurological)
- Users sensitive to vibration
- Foot propellers (with low seat height)

Max. user weight:

- 150 kg

1 | Floam Line

Cloud	10
Advantage	12
Z-Flo	14

2 | Terra Line

Terra Flair	16
Terra Aquos	18
Terra	20

3 | Comfort Line

Evolight	22
ConturGel	24
Cubic Foam	26

Page 22 – 27

Comfort Line



Aquos

decubitus (active)
to shock and

igh)



Terra

Application:

- Users at risk of decubitus (all around use)
- Users sensitive to shock and vibration and with poor sitting balance

Max. user weight:

- 150 kg



Evolight

Application:

- Active users
- Users with microclimate issues
- Users in hot climates

Max. user weight:

- 125 kg



ConturGel

Application:

- Elderly
- Sliders

Max. user weight:

- 150 kg



Cubic Foam

Application:

- Active users
- Foot propellers

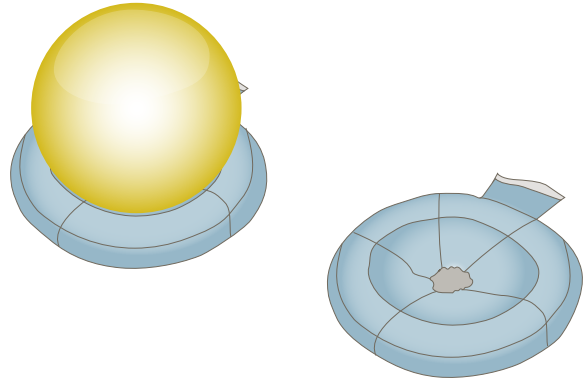
Max. user weight:

- 150 kg

Floam Line

The Floam Cushion Line has numerous adjustment options to improve the sitting posture of the wheelchair user and reduce the risk of pressure ulcers.

Floam is a fluid-like material that weighs approximately 30% less than typical fluid products. This light polymeric material offers the decisive pressure redistribution and reduced shear common to fluid-type cushions. The innovative cell-pack construction of the products creates the modular adjustability important for a range of clients.



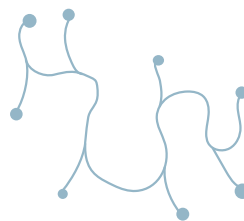
Terra Line

Internal experience developing highly engineered foams for use in automotive seating gives Ottobock the edge in creating a superior foam for prolonged sitting. Our chemists have combined the flow properties of a viscoelastic foam with the resilience of high-quality urethane foams to create something completely new for the wheelchair user.

The molecules of our foam are longer and have fewer branches than typical foams. This allows the molecules to move more freely under loads resulting in the following improved properties:

- Immersion and envelopment are optimised for excellent pressure redistribution.

- During daily use, moving through the environment, this ability of the molecules to flow means impacts and shocks are absorbed more effectively. Wheelchair drivers describe a spring / suspension feeling during use without adding the weight of suspension components to their wheelchair.
- The breakdown / compression set of the foam is almost eliminated even under long term use.



• Typical polyurethane Foam molecule

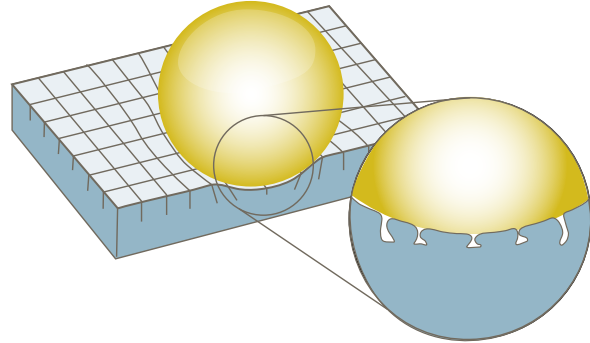


• Rest Suspension polyurethane Foam molecule

Comfort Line

These wheelchair seat cushions were designed in cooperation with the material experts at Ottobock Kunststoff (the company's synthetic plastics division). The sophisticated structure of the cushions and the use of high-quality materials – from polyurethane to TechnoGel – allow a broad range of applications.

The combination of these foams with a variety of cover materials makes them appropriate for users with varying needs.



Floam Line



Cloud

Adjustable postural management and pressure redistribution

Features

- Modular construction of up to 30 Floam cells, dependent on size
- A combination of Floam cells with low, medium and high fill enables individual configuration for individual postural needs
- Additional / replacement Floam cells available individually
- Available in sizes 300 x 300 mm (9 Floam cells) to 580 x 400 mm (30 Floam cells)
- Foam base with waterproof cover included for additional protection
- Water-resistant multistretch Dartex outer cover
- 250 kg user weight limit

Benefits

- Excellent pressure redistribution over bony prominences, including trochanters for those at high risk of pressure ulcers
- Individual Floam cells ensure a high level of stability, e.g. for transfers
- Easy adjustment for postural deformity, e.g. pelvic obliquity



Adjustable ischial zone

Lateral thigh support



Adjustable medial thigh support (abductor)

Adjustable front thigh trough

Article number	Description (mm)	W / C width (mm)	W / C depth (mm)	Quantity of Foam cells				
				Blue	Black	Red	Small rail	Large rail
476C00=FFC12x12	Cloud 300 x 300*	290–320	290–320	2	4	–	2	–
476C00=FFC14x14	Cloud 350 x 350*	340–360	340–370	3	5	1	2	–
476C00=FFC14x16	Cloud 350 x 400	340–360	380–420	3	7	2	2	–
476C00=FFC15x15	Cloud 380 x 380	370–390	360–400	3	7	2	2	–
476C00=FFC15x16	Cloud 380 x 400	370–390	380–420	3	7	2	–	2
476C00=FFC16x16	Cloud 400 x 400	390–410	380–420	3	7	2	–	2
476C00=FFC16x16.5	Cloud 400 x 420	390–410	400–440	3	7	2	–	2
476C00=FFC16x18	Cloud 400 x 460	390–410	420–480	3	7	2	–	2
476C00=FFC16,5x16	Cloud 420 x 400	410–430	380–420	3	7	2	–	2
476C00=FFC16,5x16.5	Cloud 420 x 420	410–430	400–440	3	7	2	–	2
476C00=FFC17x17	Cloud 430 x 430	420–440	420–460	3	7	2	–	2
476C00=FCC17x18	Cloud 430 x 460	420–440	420–480	3	7	2	–	2
476C00=FFC17,5x16.5	Cloud 440 x 420	430–450	400–440	3	7	2	–	2
476C00=FCC18x16	Cloud 460 x 400	450–470	380–420	3	7	2	–	2
476C00=FCC18x16.5	Cloud 460 x 420	450–470	400–440	3	7	2	–	2
476C00=FCC18x18	Cloud 460 x 460	450–470	420–480	3	7	2	–	2
476C00=FCC18x20	Cloud 460 x 500	450–470	460–520	3	9	3	4	–
476C00=FCC19x18	Cloud 480 x 460	460–500	420–480	5	13	2	4	–
476C00=FCC20x16	Cloud 500 x 400*	480–540	380–420	5	13	2	–	2
476C00=FCC20x18	Cloud 500 x 460	480–540	420–480	5	13	2	4	–
476C00=FCC22x16	Cloud 560 x 400*	520–600	380–420	5	13	2	4	–
476C00=FFC22x18	Cloud 560 x 460*	520–600	420–480	5	17	3	4	–
476C00=FCC22x20	Cloud 560 x 500*	520–600	480–520	5	17	3	4	–
476C00=FCC24x16	Cloud 610 x 400*	570–650	380–420	6	17	4	4	–
476C00=SA200	special size min 305 x 305 / max 910 x 910							

* special order sizes, please ask for delivery time

- Max. user weight: 250 kg
- Cushion weight: 3.2 kg (400 x 400 mm)
- Seat cushion thickness: 110 mm
- Cover: Dartex

Functional height:

- Ischial area: adjustable
- Trochanter area: adjustable
- Thigh trough: adjustable
- Side wall: 110 mm

Floam Line



Advantage

Adjustable pressure redistribution with stability for easy transfers

Features

- Modular construction of Floam cells in the ischial area of the cushion
- Additional / replacement Floam cells of different fill rates available individually
- Contoured front foam section with mild medial thigh support (abductor)
- Foam side supports
- Water-resistant multistretch Dartex outer cover
- 125 kg user weight limit

Benefits

- Excellent, adjustable pressure redistribution in the ischial area for those at moderate to high risk of pressure ulcers
- Floam provides excellent shear reduction for additional skin protection
- Foam front and side sections ensure a high level of stability for active users during transfers
- Lighter weight for easy handling, e.g. during car transfers
- Lower profile (80 mm) making it suitable for both active users and the elderly



Adjustable Floam ischial area

Foam side wall

Front foam area with mild medial thigh support (abductor)



Article number	Description (mm)	W / C width (mm)	W / C depth (mm)	Quantity of cells
476C00=AC14x14	Advantage 350 x 350	340–360	330–360	4
476C00=AC14x16	Advantage 350 x 400	340–360	380–420	4
476C00=AC15x15	Advantage 380 x 380	370–390	370–400	6
476C00=AC15x16	Advantage 380 x 400	370–390	380–420	6
476C00=AC16x16	Advantage 400 x 400	390–410	380–420	6
476C00=AC16x16.5	Advantage 400 x 420	390–410	400–440	6
476C00=AC16x18	Advantage 400 x 460	390–410	440–480	6
476C00=AC16.5x16	Advantage 420 x 400	410–430	380–420	6
476C00=AC16.5x16.5	Advantage 420 x 420	410–430	400–440	6
476C00=AC17x18	Advantage 430 x 460	420–440	440–480	6
476C00=AC17.5x16.5	Advantage 440 x 420	430–450	400–440	6
476C00=AC18x16	Advantage 460 x 400	450–470	380–420	8
476C000AC18x16.5	Advantage 460 x 420	450–470	400–440	8
476C00=AC18x18	Advantage 460 x 460	450–470	440–480	8
476C00=SA300	special size min 305 x 305 / max 760 x 760			

- Max. user weight: 125 kg
- Cushion weight: 1.4 kg (400 x 400 mm)
- Seat cushion thickness: 80 mm
- Cover: Dartex

Functional height:

- Ischial area: adjustable
- Trochanter area: 80 mm
- Thigh trough: 80 mm
- Side wall: 80 mm

Floam Line



Z-Flo

Low profile all-rounder

Features

- Floam pack covering the entire top surface
- Floam flow is controlled by carefully placed darts and baffles to maximise pressure redistribution
- Adjustable air base for individual adjustment / contouring
- Water-resistant multistretch Dartex outer cover
- 150 kg user weight limit

Benefits

- Offers good pressure redistribution and shear protection across the entire top surface for those at risk of pressure ulcers
- Floam provides excellent shear reduction for additional skin protection
- Low profile (50 mm) making it an ideal upgrade from a standard wheelchair cushion





Article number	Description (mm)	W / C width (mm)	W / C depth (mm)
476C00=Z15x16	Z-Flo 380 x 400	380-400	380-400
476C00=Z16x16	Z-Flo 400 x 400	400-420	380-400
476C00=Z16x18	Z-Flo 400 x 460	400-420	440-460
476C00=Z16.5x16.5	Z-Flo 420 x 420	420-440	400-420
476C00=Z18x16	Z-Flo 460 x 400	460-480	380-400
476C00=Z18x16.5	Z-Flo 460 x 420	460-480	400-420
476C00=Z18x18	Z-Flo 460 x 460	460-480	440-460
476C00=Z20x18	Z-Flo 500 x 460	500-520	440-460

- Max. user weight: 150 kg
- Cushion weight: 1.41 kg (400 x 400 mm)
- Seat cushion thickness: 70 mm
- Cover: Dartex

Functional height:

- Ischial area: adjustable
- Trochanter area: 50-70 mm
- Thigh trough: 50-70 mm
- Side wall: 50-70 mm

Terra Line



Terra Flair

The ultimate in air flotation, with the stability and security of foam

Features

- 70 mm single valve, 5 x 5 cell, ROHO adjustable air insert (300 x 240 mm)
- Constructed of Ottobock Rest Suspension foam technology available only from Ottobock:
 - Elastically modified for excellent pressure redistribution
 - Improved impact damping compared to standard foams
 - More consistent performance over time
- Anatomically moulded profile
- Water-resistant multistretch Dartex outer cover
- 150 kg user weight limit

Benefits

- Optimal pressure redistribution for those at high risk of pressure ulcers
- Shear protection in the ischial area for additional skin protection
- Excellent ride comfort due to the impact damping properties of Rest Suspension foam
- High level of stability due to the properties of the Rest Suspension foam and anatomical form of the cushion
- Good postural support provided by the Rest Suspension trochanter support



Trochanter support

Lateral thigh support

Medial thigh support



ROHO adjustable air insert
(Ischial loading area)

Roll top and undercut

Article number	Description (mm)	W / C width (mm)	W / C depth (mm)
476C00=SK876	Terra Flair 380 x 405	380-390	370-390
476C00=SK871	Terra Flair 405 x 405	400-410	370-390
476C00=SK879	Terra Flair 405 x 430	400-410	400-420
476C00=SK874	Terra Flair 405 x 455	400-410	430-450
476C00=SK882	Terra Flair 405 x 505	400-410	460-480
476C00=SK883	Terra Flair 430 x 405	420-430	370-390
476C00=SK888	Terra Flair 430 x 430	420-430	400-420
476C00=SK877	Terra Flair 430 x 455	420-430	430-450
467C00=SK884	Terra Flair 430 x 505	420-430	460-480
476C00=SK873	Terra Flair 455 x 405	440-470	370-390
476C00=SK889	Terra Flair 455 x 430	440-470	400-420
476C00=SK872	Terra Flair 455 x 455	440-470	430-450
476C00=SK885	Terra Flair 455 x 505	440-470	460-480
476C00=SK886	Terra Flair 505 x 405	480-520	370-390
476C00=SK875	Terra Flair 505 x 455	480-520	430-450
476C00=SK887	Terra Flair 505 x 505	480-520	460-480
476C00=SA880	special size 355 x 405	350-370	370-390
476C00=SA880	special size 505 x 430	480-520	400-420

- Max. user weight: 150 kg
- Cushion weight: 1.4 kg (400 x 400 mm)
- Cover: Dartex

Functional height:

- Ischial area (cell height): 70 mm
- Trochanter area: 75 mm
- Thigh trough: 60 mm
- Side wall: 95 mm

Terra Line



Terra Aquos

Cushioning and shear reduction for a smoother ride


Features

- Four Lquicell inserts for micro-shear reduction during natural movements and transfers
- Constructed of Ottobock Rest Suspension foam technology available only from Ottobock:
 - Elastically modified for excellent pressure redistribution
 - Improved impact damping compared to standard foams
- Anatomically moulded profile
- Water-resistant multistretch Dartex outer cover
- 150 kg user weight limit

Benefits

- Effective pressure redistribution for those at moderate risk of pressure ulcers
- Shear protection for additional skin protection
- Excellent ride comfort due to the impact damping properties of Rest Suspension foam
- High level of stability due to the properties of the Rest Suspension foam and anatomical form of the cushion
- Good postural support provided by the anatomical shape of the cushion





Article number	Description (mm)	W / C width (mm)	W / C depth (mm)
476C00=SK681	Terra Aquos 355 x 355	350–370	340–360
476C00=SK658	Terra Aquos 355 x 405	350–370	370–390
476C00=SK656	Terra Aquos 380 x 405	380–390	370–390
476C00=SK651	Terra Aquos 405 x 405	400–410	370–390
476C00=SK690	Terra Aquos 405 x 430	400–410	400 - 420
476C00=SK654	Terra Aquos 405 x 455	400–410	430–450
476C00=SK682	Terra Aquos 405 x 505	400–410	460–480
476C00=SK683	Terra Aquos 430 x 405	420–430	370–390
476C00=SK688	Terra Aquos 430 x 430	420–430	400–420
476C00=SK657	Terra Aquos 430 x 455	420–430	430–450
476C00=SK684	Terra Aquos 430 x 505	420–430	460–480
476C00=SK653	Terra Aquos 455 x 405	440–470	370–390
476C00=SK689	Terra Aquos 455 x 430	440–470	400–420
476C00=SK652	Terra Aquos 455 x 455	440–470	430–450
476C00=SK685	Terra Aquos 455 x 505	440–470	460–480
476C00=SK686	Terra Aquos 505 x 405	480–520	370–390
476C00=SK655	Terra Aquos 505 x 455	480–520	430–450
476C00=SK687	Terra Aquos 505 x 505	480–520	460–480
476C00=SA660	special sizes 505 x 430	480–520	400–420

- Max. user weight: 150 kg
- Cushion weight: 1.2 kg (400 x 400 mm)
- Cover: Dartex

Functional height:

- Ischial area: 70 mm
- Trochanter area: 75 mm
- Thigh trough: 60 mm
- Side wall: 95 mm

Terra Line



Terra

Cushioning for a smoother ride


Features

- Constructed of Ottobock Rest Suspension foam technology available only from Ottobock:
 - Elastically modified for excellent pressure redistribution
 - Improved impact damping compared to standard foams
- Anatomically moulded profile:
 - Ischial loading area
- Water-resistant multistretch Dartex outer cover
- 150 kg user weight limit

Benefits

- Effective pressure redistribution for those at moderate risk of pressure ulcers
- Excellent ride comfort due to the impact damping properties of Rest Suspension foam
- High level of stability due to the properties of the Rest Suspension foam and anatomical form of the cushion
- Good postural support provided by the anatomical shape of the cushion





Article number	Description (mm)	W / C width (mm)	W / C depth (mm)
476C00=SK631	Terra 355 x 355	350–370	340–360
476C00=SK608	Terra 355 x 405	350–370	370–390
476C00=SK606	Terra 380 x 405	380–390	370–390
476C00=SK601	Terra 405 x 405	400–410	370–390
476C00=SK640	Terra 405 x 430	400–410	400–420
476C00=SK604	Terra 405 x 455	400–410	430–450
476C00=SK632	Terra 405 x 505	400–410	460–480
476C00=SK633	Terra 430 x 405	420–430	370–390
476C00=SK638	Terra 430 x 430	420–430	400–420
476C00=SK607	Terra 430 x 455	420–430	430–450
476C00=SK634	Terra 430 x 505	420–430	460–480
476C00=SK603	Terra 455 x 405	440–470	370–390
476C00=SK639	Terra 455 x 430	440–470	400–420
476C00=SK602	Terra 455 x 455	440–470	430–450
476C00=SK635	Terra 455 x 505	440–470	460–480
476C00=SK636	Terra 505 x 405	480–520	370–390
476C00=SK605	Terra 505 x 455	480–520	430–450
476C00=SK637	Terra 505 x 505	480–520	460–480
476C00=SA620	special size 505 x 430	480–520	400–420

- Max. user weight: 150 kg
- Cushion weight: 1.0 kg (400 x 400 mm)
- Cover: Dartex

Functional height:

- Ischial area: 70 mm
- Trochanter area: 75 mm
- Thigh trough: 60 mm
- Side wall: 95 mm

Comfort Line



Evolight

Combining improved microclimate with comfort

Features

- High density, 60 mm, high-resilience foam cushion
- Castellated top surface, with gaps between each cell to optimise cell movement
- Spacer material insert for improved air flow
- Rounded shape at the back of the cushion to match form of a canvas wheelchair back support
- Lightweight
- Spacer fabric outer cover
- 125 kg user weight limit

Benefits

- Improved pressure redistribution due to the castellated structure
- Optimised microclimate due to the combined breathability of the spacer insert and spacer fabric outer cover
- Low profile making it ideal for foot propellers





Spacer fabric inlay

Castellated foam cells

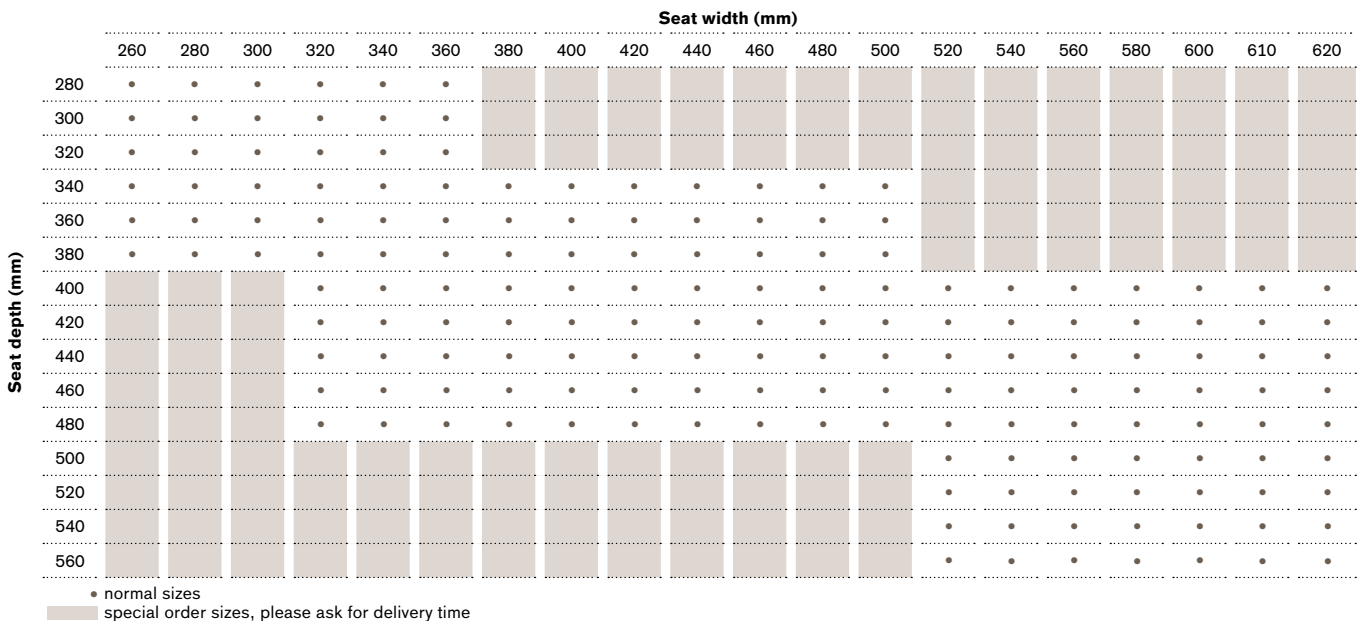
Gaps between cells

- Max. user weight: 125 kg
- Cushion weight: 0.85 kg (400 x 400 mm)
- Seat cushion thickness: 60 mm
- Cover: spacer fabrics

Functional height:

- Ischial area: 60 mm
- Trochanter area: 60 mm
- Thigh trough: 60 mm
- Side wall: 60 mm

Cushion order article number: 476C00=SK350



Comfort Line



ConturGel

Ramped cushion for additional stability


Features

- Ramped cushion shape
- Shapes to include lateral and medial thigh positioning
- Top surface layer of TechnoGel designed to minimise shear forces
- Washable fabric cover
- 150 kg user weight limit

Benefits

- Ramped shape helps to reduce forward sliding
- Ideal for sacral sitters (posterior pelvic tilt, e.g. for the elderly)
- Cushion's shape provides lateral stability





Cushion order article number: 476C00=SK300

Seat depth (mm)	Seat width (mm)									
	280	300	320	340	360	380	400	420	440	460
280	•	•	-	-	-	-	-	-	-	-
300	•	•	-	-	-	-	-	-	-	-
320	•	•	•	•	-	-	-	-	-	-
340	-	-	•	•	-	-	-	-	-	-
360	-	-	•	•	•	•	-	-	-	-
380	-	-	-	-	•	•	-	-	-	-
400	-	-	-	-	•	•	•	•	-	-
420	-	-	-	-	-	-	•	•	-	-
440	-	-	-	-	-	-	•	•	•	•
460	-	-	-	-	-	-	-	-	•	•
480	-	-	-	-	-	-	-	-	•	•


• normal sizes

- Max. user weight: 150 kg
- Cushion weight: 1.1 kg (400 x 400 mm)
- Cover: Dartex

Functional height:

- Ischial area: 60 mm
- Trochanter area: 60 mm
- Thigh trough: 100 mm
- Side wall: 100 mm

Comfort Line



Cubic Foam

Entry level pressure redistribution

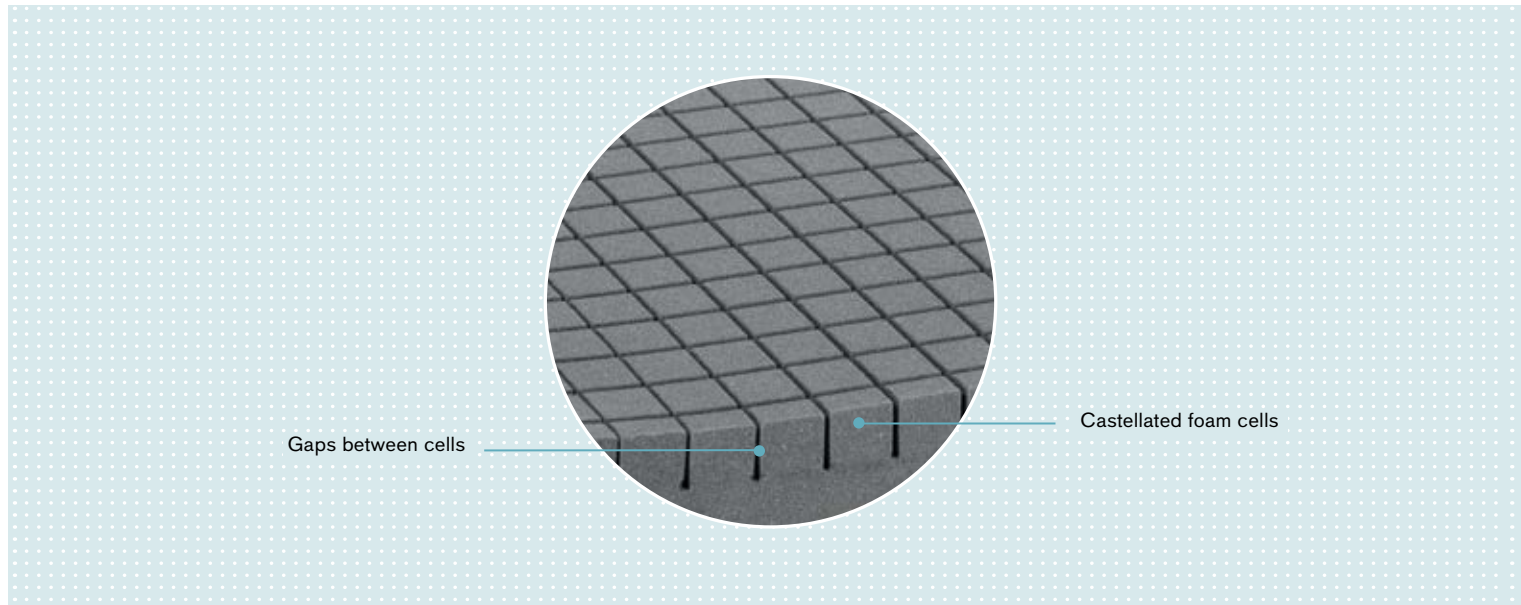
Features

- High-density, 50 mm, high-resilience foam cushion
- Castellated top surface, with gaps between each cell to optimise cell movement
- Lightweight
- Washable fabric cover
- 150 kg user weight limit

Benefits

- Improved pressure redistribution and shear reduction due to the castellated structure
- Low profile making it ideal for foot propellers





- Max. user weight: 150 kg
 - Cushion weight: 0.65 kg (400 x 400 mm)
 - Seat cushion thickness: 50 mm
 - Cover: Dartex
- Functional height:**
- Ischial area: 50 mm
 - Trochanter area: 50 mm
 - Thigh trough: 50 mm
 - Side wall: 50 mm

Cushion order article number: 476C00=SK100

Seat depth (mm)	Seat width (mm)																	
	260	280	300	320	340	360	380	400	420	440	460	480	500	520	540	560	580	600
280	•	•	•	•	•	•	■	■	■	■	■	■	■	■	■	■	■	■
300	•	•	•	•	•	•	■	■	■	■	■	■	■	■	■	■	■	■
320	•	•	•	•	•	•	■	■	■	■	■	■	■	■	■	■	■	■
340	•	•	•	•	•	•	•	•	•	•	•	•	•	■	■	■	■	■
360	•	•	•	•	•	•	•	•	•	•	•	•	•	■	■	■	■	■
380	•	•	•	•	•	•	•	•	•	•	•	•	•	■	■	■	■	■
400	■	■	■	•	•	•	•	•	•	•	•	•	•	•	•	•	•	•
420	■	■	■	•	•	•	•	•	•	•	•	•	•	•	•	•	•	•
440	■	■	■	•	•	•	•	•	•	•	•	•	•	•	•	•	•	•
460	■	■	■	•	•	•	•	•	•	•	•	•	•	•	•	•	•	•
480	■	■	■	•	•	•	•	•	•	•	•	•	•	•	•	•	•	•
500	■	■	■	■	■	■	■	■	■	■	■	■	■	•	•	•	•	•
520	■	■	■	■	■	■	■	■	■	■	■	■	■	•	•	•	•	•
540	■	■	■	■	■	■	■	■	■	■	■	■	■	•	•	•	•	•

• normal sizes
 ■ special order sizes, please ask for delivery time

┌
With compliments:
└

┌
└

Trademarks

All designations mentioned in this document are subject, without limitation, to the provisions of the respective trademark laws and rights of the respective owners.

All trademarks, trade names or company names mentioned herein may be registered trademarks and subject to the rights of the respective owners.

The lack of an explicit identification of the trademarks used in this document shall not give rise to the assumption that such designations are free of any third-party rights.

In addition to the product options offered, please see the respective product order form for more options.

Distribution

Otto Bock Mobility Solutions GmbH
Lindenstraße 13 · 07426 Königsee-Rottenbach/Germany
www.ottobock.com