

# Terra Flair

The ultimate in air flotation,  
with the stability and security of foam.



Quality for life

In partnership with:

**ROHO**  **Technology Inside**

# Blending ROHO® air flotation technology, with the stability, safety and ride comfort of Rest Suspension foam.

## Features

- ROHO® air insert:
  - 7cm high, 5 x 5 cm cells for maximum immersion and envelopment
  - Monovalve for easy set up and maintenance
  - Individually adjustable, and self-adjusting as the user moves
- Ottobock Rest Suspension Foam Technology:
  - Elastically modified for excellent pressure redistribution
  - Reducing shock transmission from rough terrain
  - Consistent performance over time for reliable results



## Additional Features

- Water resistant, Dartex® outer cover
- Cover washable at 40° C – 60° C (see user instructions for details)
- Ring zip pull, and zip on three sides, for easy cover removal
- Additional inner incontinence barrier available
- ROHO® pump and repair kit included as standard

Dartex® is the registered trademark of Dartex Coatings Limited (UK)

ROHO® is the registered trade mark of ROHO, Inc.

## Benefits

- Optimal, adjustable pressure redistribution in ischial zones, with shear reduction
- Excellent stability for activities and transfer
- Improved ride comfort with Rest Suspension foam
- Single valve ROHO for easier maintenance
- Undercut inner foam profile minimizing pressure differentials between the foam and ROHO insert (Patent pending)

## Applications

For users who demand ultimate skin protection, and require postural stability and support (e.g. spinal cord injuries, degenerative or other neurological conditions).

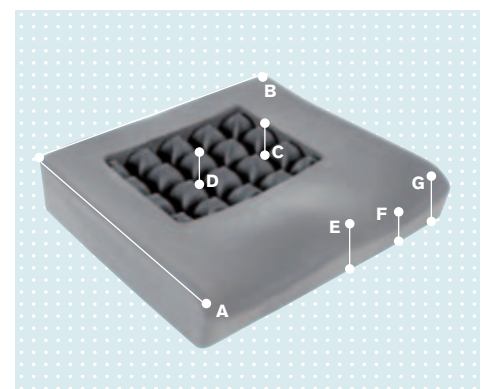
## Ideal for...

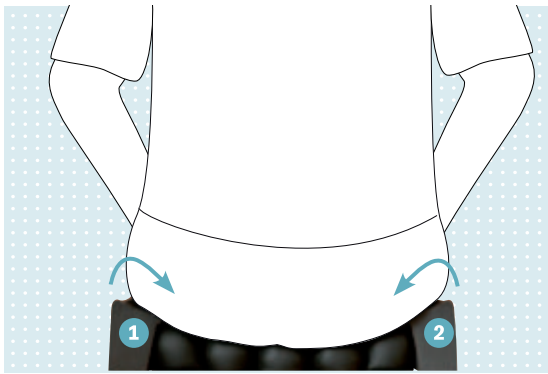
- Individuals with very high risk of pressure ulcers
- Users with poor sitting balance
- Individuals with prominent bony areas due to muscular atrophy
- Clients with discomfort or pain during mobility on uneven terrain or kerb drops

## Cushion dimensions


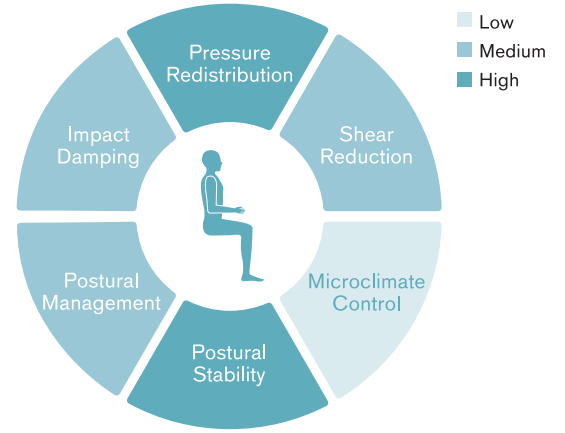
<b>A:</b> Depth of ROHO® insert	24 cm
<b>B:</b> Width of ROHO® insert	30 cm
<b>C:</b> Foam height at side of ROHO® insert	7.5 cm
<b>D:</b> Cell height ROHO® insert	7 cm
<b>E:</b> Medial thigh support (Abductor)	9 cm
<b>F:</b> Front thigh trough	6 cm
<b>G:</b> Lateral thigh support (Adductor)	9.5 cm

- Maximum user weight: 150 kg
- Cushion Weight: 1474 g for 40.5 x 40.5 cm





- 1 Trochanter support, for additional postural stability. Can also provide some emergency offloading in the event of unexpected deflation
- 2 Patented reverse taper, designed to remove pressure gradients at the transition from foam to air



For full code please precede with 476C00=\*\*\*\*

		Cushion width (cm)					
		38	40,5	43	45,5	50,5	50,5
		Seat width (cm)					
		38-40	40-42	42-45	45-48	48-53	48-53
Cushion depth (cm)	Seat depth (cm)						
35,5	33-37						
40,5	38-42	SK877	SK871	SK883	SK873	SK886	SK686
45,5	43-47		SK874	SK875	SK872	SK876	SK655
50,5	48-52		SK882	SK884	SK885	SK887	SK687

Each size has a specifically molded contour for optimal immersion and postural stability.

