

# TETRA HANDLEBAR CONFIGURATIONS

## ▼ CONFIGURATION 01A

Push&Pull lever on right and fixed vertical appendix on left side.

Choice of direction for braking and acceleration.

- |  |  |
|--|--|
|  ▲ Braking      |  ▲ Acceleration |
|  ▼ Acceleration |  ▼ Braking      |



## ▼ CONFIGURATION 01B

Push&Pull lever on right, without fixed vertical appendix.

Choice of direction for braking and acceleration.

- |  |  |
|--|--|
|  ▲ Braking      |  ▲ Acceleration |
|  ▼ Acceleration |  ▼ Braking      |



\*IBS button is optional. MDC system is optional.

# TETRA HANDLEBAR CONFIGURATIONS

## ▼ CONFIGURATION 02A

Push&Pull lever on left and fixed vertical appendix on right side.

Choice of direction for braking and acceleration.

- |   |  |
|---|--|
|  ▲ Braking |  ▲ Acceleration |
| ▼ Acceleration  | ▼ Braking  |



## ▼ CONFIGURATION 02B

Push&Pull lever on left, without fixed vertical appendix.

Choice of direction for braking and acceleration.

- |   |  |
|---|--|
|  ▲ Braking |  ▲ Acceleration |
| ▼ Acceleration  | ▼ Braking  |

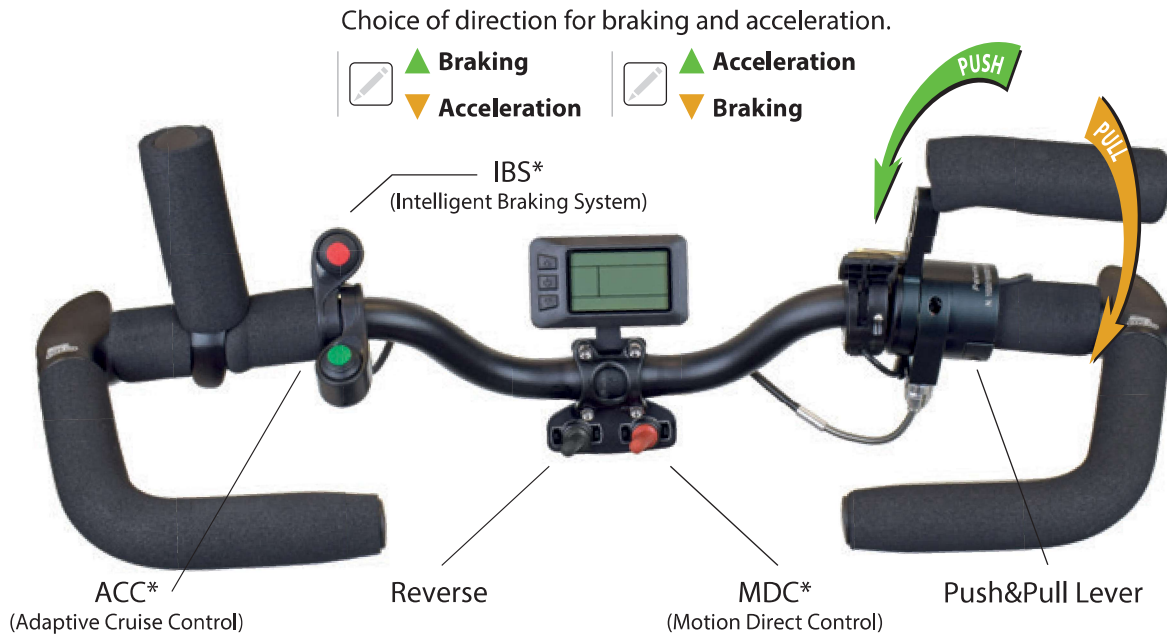


\*IBS button is optional. MDC system is optional.

# TETRA HANDLEBAR CONFIGURATIONS

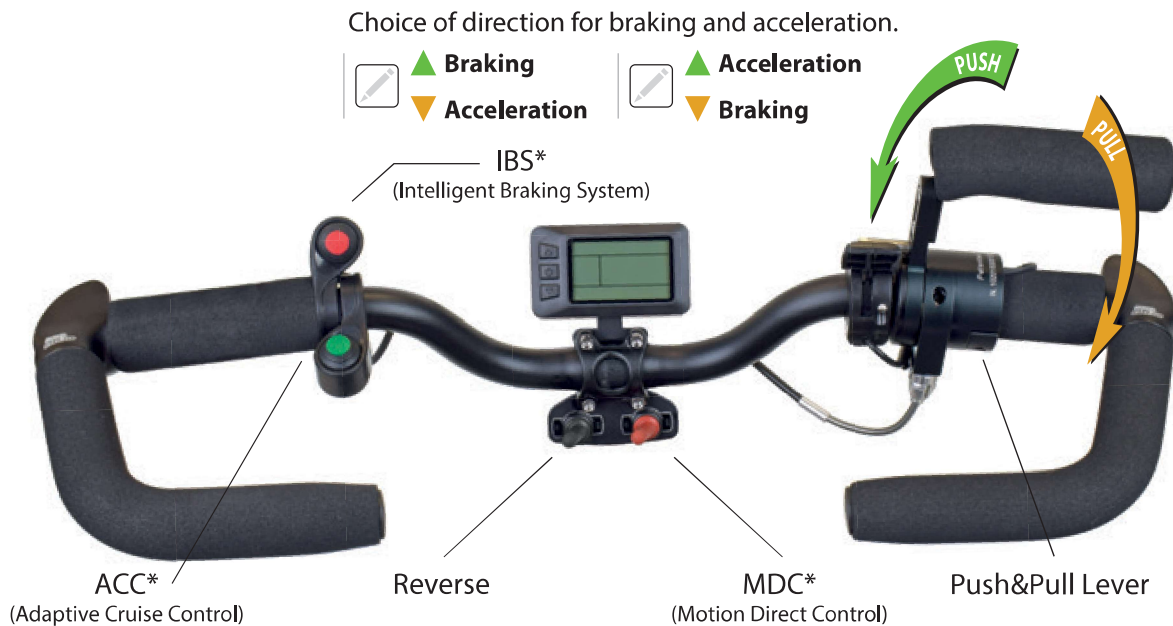
## ▼ CONFIGURATION 03A

Horizontal Push&Pull lever on right and fixed vertical appendix on left side.



## ▼ CONFIGURATION 03B

Horizontal Push&Pull lever on right, without fixed vertical appendix.

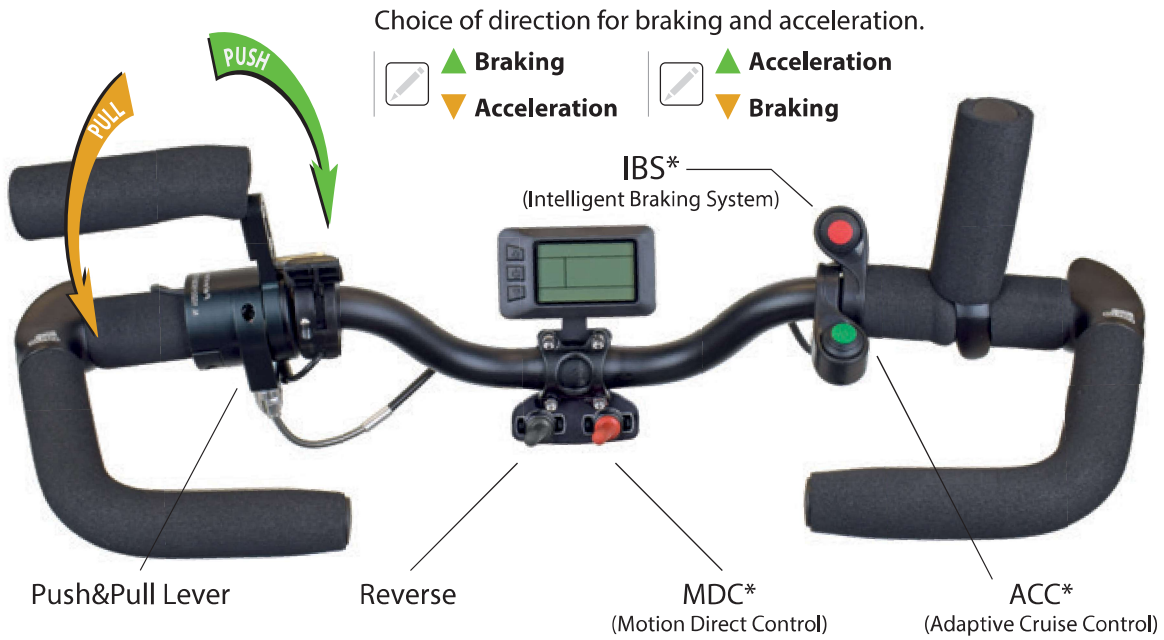


\*IBS button is optional. MDC system is optional.

# TETRA HANDLEBAR CONFIGURATIONS

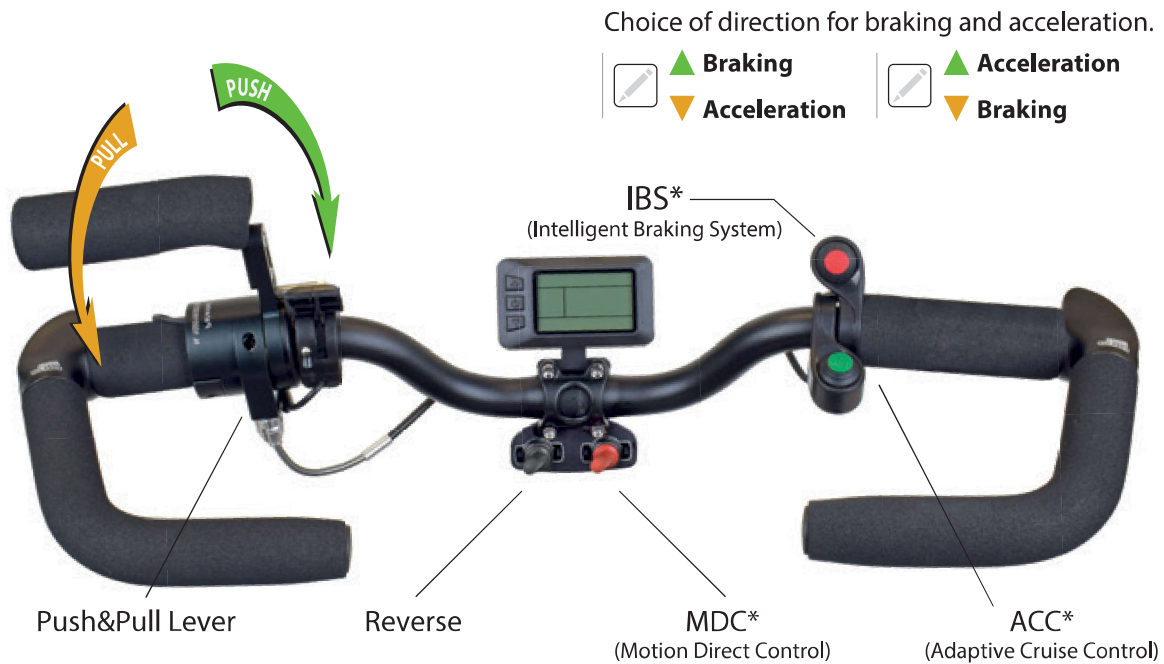
## ▼ CONFIGURATION 04A

Horizontal Push&Pull lever on left and fixed vertical appendix on right side.



## ▼ CONFIGURATION 04B

Horizontal Push&Pull lever on left, without fixed vertical appendix.



\*IBS button is optional. MDC system is optional.



# TETRA HANDLEBAR CONFIGURATIONS

## ▼ CONFIGURATION 06A

Horizontal Push&Pull lever on left for brake function and Cruise Control.  
Ergonomic trottle (tumb-palm) on right.



## ▼ CONFIGURATION 06B

Horizontal Push&Pull lever on right for brake function and Cruise Control.  
Ergonomic trottle (tumb-palm) on left.



\*IBS button is optional. MDC system is optional.

## TETRA HANDLEBAR CONFIGURATIONS

### ▼ CONFIGURATION 07A

Ergonomic trottle (tumb-palm) on the right and reverse brake lever on the left side.



### ▼ CONFIGURATION 07B

Ergonomic trottle (tumb-palm) on the left and reverse brake lever on the right side.



In addition to the standard configurations described, Triride provides its expertise to adapt and customize the controls and the guide according to the user's needs.

**\*IBS button is optional. MDC system is optional.**