

# Tukan Super Light

- ✓ Less than 4 kg (excluding wheels and cushion)
- ✓ Integrated Frame Protection (IFP)
- ✓ Open frame design
- ✓ Rigid and lightweight
- ✓ Maximum user weight: 80 kg

## 1 7020 ALUMINUM

The wheelchair frame is constructed from 7020 aluminum, the strongest weldable aluminum alloy.

## 2 INTEGRATED FRAME PROTECTION (IFP)

A weight-optimized integrated frame protection system is welded into the front frame.

## 3 OPEN FRAME DESIGN



The open frame design enhances aesthetics and ergonomics, especially during transfers into a car seat.

## 4 WEIGHT OPTIMIZED UPHOLSTERY

The upholstery has been optimized for weight without compromising durability and adjustability. We have incorporated technology from ultra-light trekking equipment for this purpose.



▲ Tukan Super Light features an innovative design with an exceptionally lightweight frame and reinforced structure.



## Ultra lightweight wheelchair

### Introducing the Tukan Super Light Edition Open Frame Wheelchair: A Revolution in Mobility and Comfort









Our Tukan Super Light wheelchair design is centered around the concept of an open frame, offering not only an appealing aesthetic but also ergonomic benefits when it comes to seated biomechanics. Lifting the wheelchair in and out of a car is made easy by the lightweight construction. This innovative approach results in an ultra-light, open-frame chair that is meticulously tailored to each individual wheelchair user, while maintaining long-lasting durability.

We have also paid close attention to the upholstery, optimizing it for weight without compromising on durability, adjustability, or comfort. Drawing inspiration from the world of ultra-light trekking equipment, we have harnessed cutting-edge technology to create a product that truly stands out.

The ultra-light design significantly reduces the strain on the shoulder joints of wheelchair users, enhancing their overall comfort and mobility. We utilize 7020 aluminum, heat-treated to T6 specifications, ensuring top-notch quality throughout our products.

The Super Light Edition Open Frame Wheelchair represents a remarkable innovation, placing a strong emphasis on mobility, comfort, and independence. Its lightweight construction, advanced materials, and bespoke, user-friendly features make it the ideal choice for individuals seeking an active and fulfilling lifestyle.



TECHNICAL DATA		TUKAN SUPER LIGHT
	MAX USER WEIGHT	80 KG
	PRODUCT WEIGHT	FROM 3,8 KG
	SEAT WIDTH	34 - 40 CM
	SEAT DEPTH	36 - 50 CM
	SEAT HEIGHT FRONT	36 - 50 CM
	SEAT HEIGHT REAR	36 - 50 CM
	BACKREST HEIGHT	22 - 46 CM
	CHILDREN & YOUTH	YES

