



WOLTURNUS

Children & Young Adults  
**Rigid Wheelchairs,  
Comfort &  
Power Wheelchairs**







The Rex 350 is a bigger version of the Rex 300, suitable for taller children and young adults.

## The Good Life Starts with the Perfect Wheelchair

At Wolturnus, our fundamental basis for building wheelchairs isn't all the things that we know our customers can't do. It's all the things we know they can do.

Children and young adults, who want to live an active life, need the right equipment, customised to their needs and individual measurements. Wolturnus offers a whole range of products for the youngest wheelchair users.

You can choose between rigid wheelchairs, as well as a comfort wheelchair and two power wheelchairs.

All Wolturnus wheelchairs are hand-built and adjusted to the individual user's specific measurements, needs and lifestyle. To us, nothing else would make sense.



Wolturnus power wheelchair Rex 300 - the small and light all-rounder.

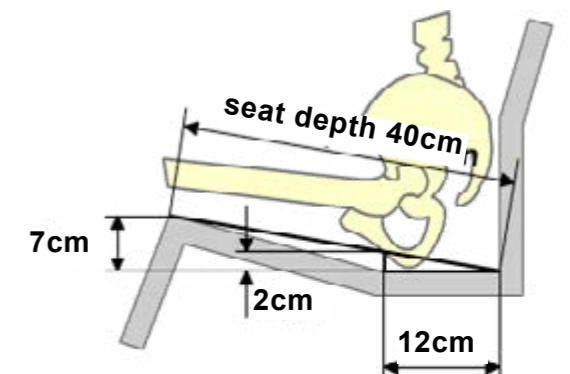
## Ergonomic Wheelchairs

Wheelchair users know, how important a healthy and comfortable seating posture is.

An incorrect seating posture can cause pain and discomfort. That is why all Wolturnus wheelchairs are designed with a healthy seating posture in mind. It is important that the ischial tuberosity can emerge into the support surface, and the pelvis is supported by the wheelchair's back system. Any shear force in the wheelchair must be prevented to minimize the risk of pressure ulcers.

Wolturnus wheelchairs are designed with an ergonomic frame construction, a strap back and a strap seat. This combination allows to release pressure and to adjust the wheelchair down to the last millimeter to fit the user.

The back part of the ergonomic seat frame is flat and the front part is inclined upwardly. The so-called ergo seat stabilizes the pelvis in an upright position. The ergo seat is always combined with a strap seat that supports the pelvis and distributes the weight from the ischial tuberosity to the thighbone. This prevents the wheelchair user from sliding forward in his/her wheelchair and optimizes the pressure distribution.







The **W5K** is especially designed for users with a short leg length, and therefore also suitable for children and young adults. More information on: [www.wolturnus.com](http://www.wolturnus.com)

» RIGID WHEELCHAIR

# W5 Junior

## Dynamic, stable and light

W5 Junior is a customised active rigid wheelchair, designed for optimum synergy between strength and weight.

The W5 Junior's backrest is fully welded and it has an adjustable rear axle, which allows the continuous adaption of the balance point. However, the wheelchair is also available with a welded rear axle. Then, the wheelchair has no moving parts and is therefore extremely rigid and robust, which means that all of the child's energy is harnessed for propulsion.

The ergonomic seat has an adjustable strap seat as well as strap back.

This ensures ergonomic, upright posture, optimum pressure relief and freedom of movement. The seat depth can be adjusted continuously. With the help of an extension-kit, it is possible to extend the seat width by up to 3 cm, as your child grows.

The castors are positioned out in front of the foot plate, which ensures high stability and low rolling resistance. There are many accessories, such as push handles or spoke guards, available to choose from

The W5 Junior can be ordered in various colors:



### FEATURES

- › Customised rigid wheelchair
- › Ideal for the active child
- › Extremely sturdy
- › Fully welded or adjustable versions available
- › Very easy to manoeuvre
- › Multi-adjustable footrest
- › High stability and low weight
- › Crash-tested and approved for fastening in a car
- › Propulsion weight from 5 kg
- › User weight max. 70 kg



#### › REAR AXLE

You can choose between a fixed rear axle and an adjustable rear axle.



#### › ERGONOMIC SEAT

Ergonomic seat with adjustable strap back and strap seat.



#### › CASTORS

The position of the castors provides extra stability and a low rolling resistance.



» RIGID WHEELCHAIR

# Gitano Junior

## Compact and agile

Gitano Junior is a very light and sturdy three-wheeled wheelchair, customised for the active child with good balance and a need for maximum freedom of movement

The Gitano Junior has a fixed back and rear axle. Due to the strong frame, all of your kid's energy is harnessed for propulsion.

This wheelchair is equipped with a strap back as well as a strap seat, which allows to adjust the child's seating posture continuously. Besides the adjustable seat depth, it is possible to extend the seat width by up to 3 cm, as your child grows.

The location of the single castor out in front ensures, that the rolling and turning resistance are hugely reduced. The minimalistic design, leads to a low propulsion weight. Because of it's special design, the Gitano Junior is slightly longer than four-wheeled wheelchairs, and it is in a class of its own, when it comes to manoeuvring.

There are many accessories, such as push handles or spokeguards available to chose from.

The Gitano Junior can be ordered in various colors:



### FEATURES

- › Customised rigid wheelchair
- › Three-wheeled, minimalistic design
- › Ideal for the active child, with a good sense of balance
- › Fully welded and extremely sturdy
- › Very easy to manoeuvre
- › Low rolling and turning resistance
- › Solid foot plate
- › Propulsion weight from 4 kg
- › User weight max. 70 kg



#### › FIXED REAR AXLE

The fully welded back as well as the fixed rear axle result in greatest possible strength and lowest possible weight.



#### › CENTERED CASTOR

The Gitano Junior's design with the centered castor, reduces the rolling and turning resistance significantly.



#### › SOLID FOOTPLATE

With possible edges on all four sides, the foot plate supports the feet effectively.





The **A-Run Chassis** can be combined with different seating and back systems available on the market. More information on: [www.wolturnus.com](http://www.wolturnus.com)

» COMFORT WHEELCHAIR

# A-Run Comfort

## Narrow and easy to propel

A-Run Comfort is a multi-adjustable wheelchair. It's practical design makes the A-Run Comfort suitable for daily life with changing challenges.

The A-Run Comfort is a wheelchair for users with special requirements in regards to support and functionality. This model has an adjustable balance point, a steplessly adjustable seat tilt and backrest angle, as well as an adjustable strap seat and a strap back. This combination allows a continuous adjustment of the seating posture.

The A-Run's aluminium frame is one of the lightest and smallest on the market. It is therefore easy to manoeuvre for both, the user as well as the helper.

As a standard, the A-Run is equipped with push handles, drum brakes, a double anti-tip device, as well as transparent spoke protectors.


The A-Run Chassis is compatible with many seating and back systems on the market.

The A-Run Comfort can be ordered in various colors:



### FEATURES

- › Customised comfort wheelchair
- › Multi-adjustable
- › Adjustable balance point
- › Steplessly adjustable seat tilt and back angle
- › Narrow and easy to manoeuvre
- › Crash-tested
- › Chassis can be combined with other seating and back systems
- › Chassis weight from 14 kg
- › User weight max. 120 kg



#### » ACCESSORIES

As a standard the A-Run Comfort is equipped with push handles, drum brakes, a double anti-tip device as well as spoke guards.



#### » SEAT TILT AND BACK ANGLE

The A-Run's seat and back can be steplessly adjusted with 30°.



#### » STRAP SEAT AND BACK

The A-Run's strap seat and strap back allows a continuous adjustment of the seating posture.



» POWER WHEELCHAIR

# Rex 300

## Small and light all-rounder

This power wheelchair is available in a seat width from 20 cm. The Rex 300 is very light and has a range of 20 km.

The Rex 300 is a compact power wheelchair for the youngest wheelchair users. This wheelchair model has a small turning radius, it is easy to manoeuvre and very quiet. It is suitable for indoor and outdoor use. The Rex 300 has a welded back.

The seat modul of the Rex 300 can be customised based on each individual child's requirements and needs. This wheelchair is available with an adjustable strap seat and strap back, which allows the continuous adjustment of the seating posture. Besides the adjustable seat depth, it is possible to extend the seat width by up to 3 cm, as your child grows.

The Rex 300 has a top speed of 7,2 km/h and a range of 20 km.

### FEATURES


- › Compact, reliable and durable power wheelchair
- › Individually fitted seat unit
- › Easy to manoeuvre and very quiet
- › Impact-resistant anodised topframe
- › Total width only 40 cm (with SW: 24 cm)
- › Top speed of max. 7,2 km/h
- › Possibility for adjustable strap seat & strap back
- › Lithium battery, 24V/ 20 Ah
- › Range: 20 km
- › Weight from 35 kg
- › User weight max. 50 kg

You are looking for a bigger version of the Rex 300? **The Rex 350** starts with a seat width of 36 cm. More information on: [www.wolturnus.com](http://www.wolturnus.com)



#### › JOYSTICK

The Rex 300 is equipped with an easy-to-handle joystick. The joystick can be programmed individually.



#### › ACCESSORIES

There are various accessories available, such as a head support, body support cushions, an anti-tip device or the Wing Back ILSA.



#### › FOOTREST

The Rex 350 has a very deep foot plate, which is positioned between the castors. The foot plate can be adjusted by angle.



**WOLTURNUS**

Wolturnus A/S | Skalhuse 31 | DK-9240 Nibe | T. +45 96 71 71 70 | E. [info@wolturnus.dk](mailto:info@wolturnus.dk) | [www.wolturnus.com](http://www.wolturnus.com)

PARTNER:

**ottobock.**



Recare  
13 Lodge Road  
Hanborough Business Park  
Long Hanborough  
Oxfordshire  
OX29 8LJ

[www.recare.co.uk](http://www.recare.co.uk)  
Tel. 01993 880200